

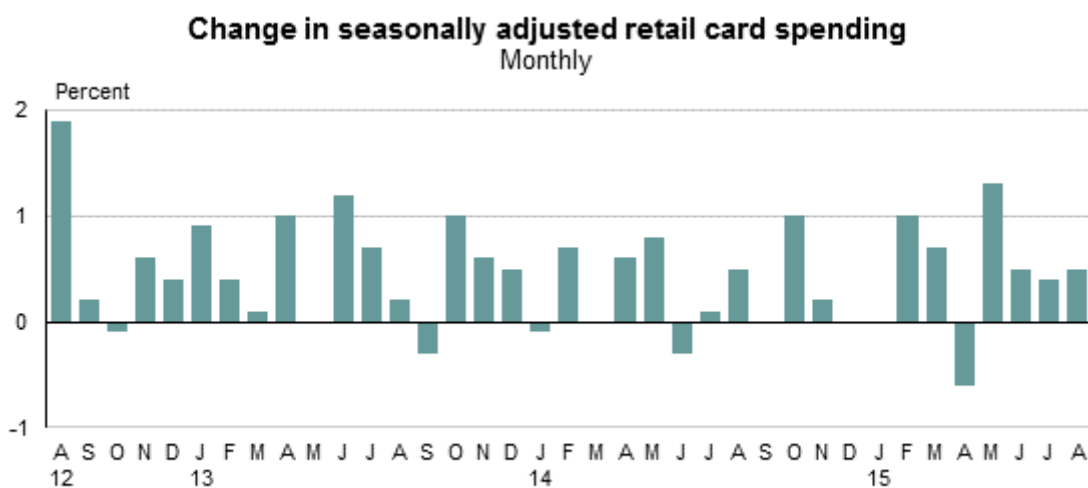
Electronic Card Transactions: August 2015

Embargoed until 10:45am – 10 September 2015

Key facts

Changes in the seasonally adjusted value of transactions for August 2015 (compared with July 2015) were:

- Total electronic card transactions rose 0.1 percent.
- Transactions in the retail industries rose 0.5 percent.
- Transactions in the core retail industries rose 0.9 percent.



Source: Statistics New Zealand

Liz MacPherson, Government Statistician
ISSN 1178-0258
10 September 2015

Commentary

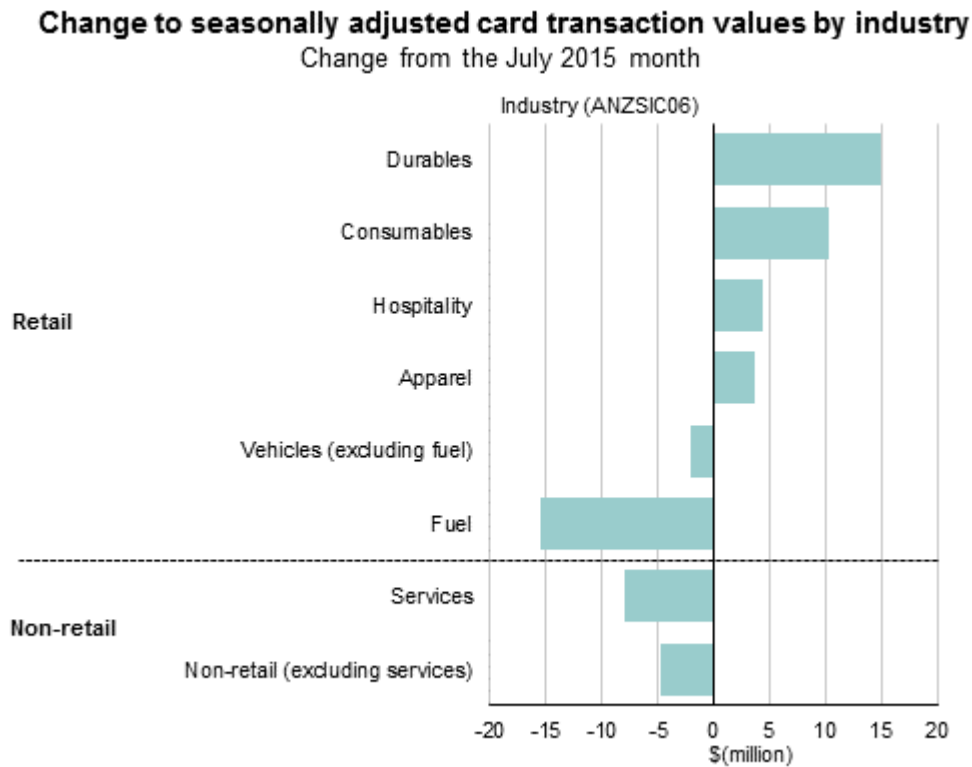
All figures are seasonally adjusted unless otherwise specified.

Values are only available at the national level, and are not adjusted for price changes.

Retail spending using electronic cards rose by 0.5 percent in August 2015, after rises of 0.4 percent in July and 0.5 percent in June this year.

All four core retail industries had higher sales this month. In contrast sales for both the vehicle-related industries fell in August 2015.

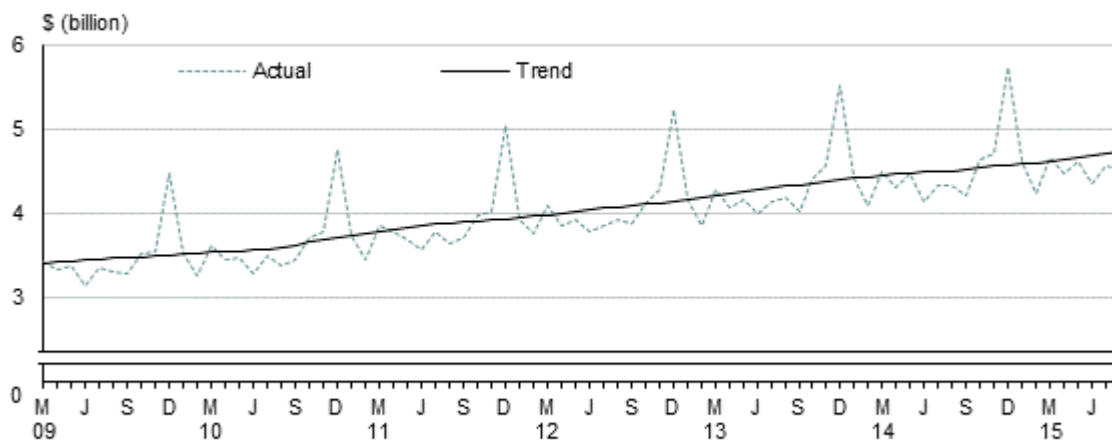
The largest rise was in the durables industry, up \$15 million (1.3 percent), while the largest fall was in fuel, down \$16 million (2.5 percent).



Core retail spending (which excludes the vehicle-related industries) rose 0.9 percent in August 2015, after a 0.6 percent rise in July.

The total value of electronic card spending, including the two non-retail industries (services and other non-retail), rose a modest 0.1 percent. This follows a 1.0 percent rise in July 2015.

Value of electronic card retail transactions Monthly



Source: Statistics New Zealand

Trends for the total, retail, and core retail series have generally been rising since these series began in October 2002.

In actual terms, card-holders made 123 million transactions across all industries in August, with an average value of \$50. The total amount spent across all transactions was \$6.1 billion.

For more detailed data see the Excel tables in the 'Downloads' box.

Definitions

About Electronic Card Transactions

Electronic Card Transactions (ECT) is a monthly series that covers all debit, credit, and charge card transactions with New Zealand-based merchants. This information can be used as an indicator of the change in the level of consumption expenditure and economic activity in general.

Statistics NZ would like to acknowledge the cooperation of the private sector in providing the data for publication.

More definitions

ANZSIC: Australian and New Zealand Standard Industrial Classification.

Average number of transactions per person: the total number of transactions divided by the sum of the average resident population and the average number of overseas visitors to New Zealand for the reference year.

Average transaction value: the total value of transactions divided by the total number of transactions.

Average value of transactions per person: the total value of transactions divided by the sum of the average resident population and the average number of overseas visitors to New Zealand for the reference year.

Card-not-present transactions: purchases made using a credit card, via telephone, mail order, Internet, or credit card direct debit where the card is not present for the transaction.

Cash out: cash taken out at a point-of-sale terminal, with or without a purchase.

Core retail series: includes consumables, durables, hospitality, and apparel industry groups. See [Data quality](#) for detailed industry descriptions.

Debit card: card used for debiting money directly from a bank account. Also commonly referred to as eftpos, cash, or ATM card.

Debit transactions: where the purchaser uses the cheque or savings buttons on the point-of-sale terminal.

Eftpos: electronic funds transfer at point of sale.

Retail series: includes the core retail series plus the motor vehicles and fuel industry groups. See [Data quality](#) for detailed industry descriptions.

Share of spending by electronic card transactions: proportion of total spending that debit and credit card spending makes up. This figure can be approximated by dividing the value of retail electronic card transactions (excluding GST) by total retail sales, as estimated from the Retail Trade Survey.

Related links

Next release

Electronic Card Transactions: September 2015 will be released on 9 October 2015.

[Subscribe to information releases](#), including this one, by completing the online subscription form.

[The release calendar](#) lists all information releases by date of release.

Past releases

[Electronic Card Transactions](#) has links to past releases.

Related information

The latest movements in related series were as follows:

- The [food price index](#) rose 0.6 percent in July 2015, compared with June 2015.
- The [consumers price index](#) rose 0.4 percent in the June 2015 quarter, compared with the March 2015 quarter.
- [Credit card billings in New Zealand](#), as published by the Reserve Bank of New Zealand, were up 8.9 percent in July 2015, compared with July 2014.

Data quality

This section contains information that does not change between releases.

- [Data source](#)
- [Industry group descriptions](#)
- [Interpreting the data](#)
- [Differences between the ECT series and the Retail Trade Survey](#)

Data source

We produce statistics on electronic card transactions from aggregated administrative data generated in the process of administering New Zealand-based electronic transactions. The data are supplied in a highly aggregated form and include goods and services tax (GST).

Industry group descriptions

The table below describes the eight aggregated industry groups commonly referred to in the Electronic Card Transactions (ECT) information release text.

Aggregated industry groups in ECT releases	
Industry group	Descriptor
Consumables	Includes food and liquor retailing
Durables	Includes furniture, hardware, and appliance retailing; pharmacy, cosmetic, and toiletry retailing
Hospitality	Includes accommodation, bars, cafes and restaurants, and takeaway retailing
Apparel	Includes clothing, soft-goods, and footwear retailing
Motor vehicles	Includes automotive parts and accessories; vehicle and tyre retailing
Fuel	Automotive fuel retailing
Services	Includes personal and household services, including hire and repair; automotive electrical and repair services
Non-retail (excluding services)	Includes travel and health, and wholesaling
Note: The core retail series comprises the consumables, durables, hospitality, and apparel industry groups. The retail series comprises the core retail series plus the motor vehicles and fuel industry groups.	

Interpreting the data

Coverage

The ECT series includes:

- all debit, credit, and charge card transactions with New Zealand-based merchants
- card-present transactions at the point of sale, whether authorised by PIN or signature
- card-not-present transactions (eg payments of invoices; mail order, telephone, and Internet sales via credit card; or direct debit from credit cards) where the card is not presented directly at a point-of-sale terminal
- GST.

The ECT series excludes:

- all credit card transactions with non-New Zealand-based merchants (eg via the Internet, telephone, or mail order)
- transactions by New Zealand card-holders while overseas
- cash, cheque, or hire purchase transactions
- automatic payments or direct debits from bank accounts
- Internet bank account payments
- withdrawals from ATMs.

Note:

- One of the respondent companies includes cash-out data, but the other excludes them.
- One of the respondent companies includes manual, voucher-based credit card transactions, but the other excludes them.

Published levels

We publish data at three levels of aggregation. These are:

1. Electronic card transactions – total

- Includes data for all industry classes; a census of all electronic transactions.

2. Electronic card transactions – retail industries

- A subset of total electronic card transactions covering these ANZSIC06 industries: retail trade (ANZSIC division G) and accommodation and food services (ANZSIC division H).

3. Electronic card transactions – core retail industries

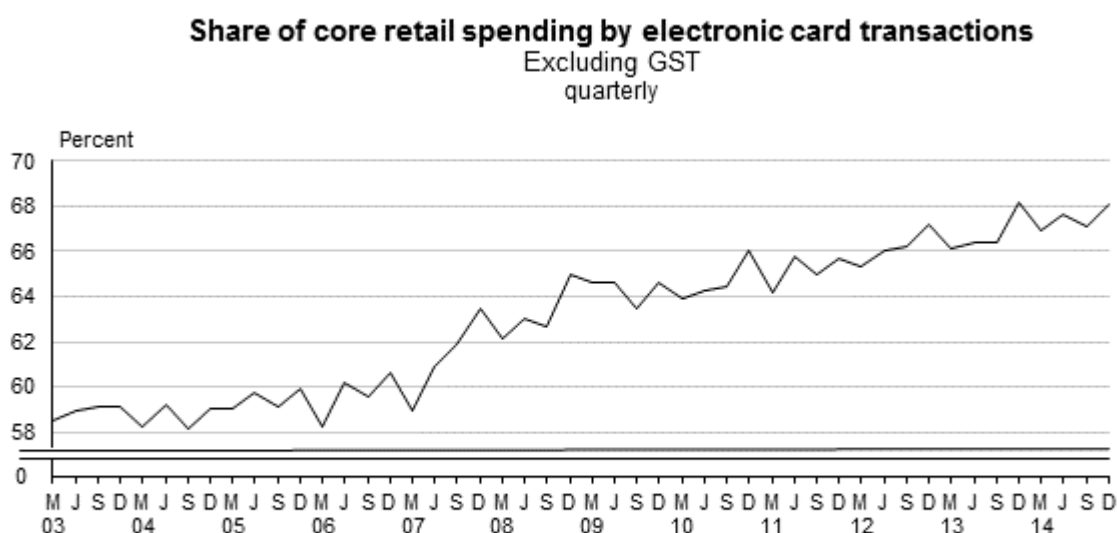
- A subset of retail electronic card transactions, excluding the motor vehicle-related industries (ANZSIC groups G1110 motor vehicles and parts retailing and G1120 fuel retailing). Motor vehicles and parts generally have low rates of electronic transactions.

We publish the following series for each aggregation:

- values – actual (unadjusted), seasonally adjusted, and trend
- volumes – actual (unadjusted).

Electronic card transactions share of spending

The share of electronic card transactions in the core retail industries has generally been increasing slowly over time. We estimated the mean share of the core retail spending (excluding GST) in the December 2014 quarter at 68.1 percent, compared with 68.2 percent in December 2013, and 67.2 percent in December 2012.



Source: Statistics New Zealand

Seasonally adjusted series

We use the X-13ARIMA-SEATS package to produce the seasonally adjusted estimates and trend estimates for the three series: total, retail, and core retail ECT. Seasonal adjustment aims to eliminate the impact of regular seasonal events (such as annual cycles in agricultural production, winter, or annual holidays) on time series. This makes the data for adjacent months more comparable. There is no specific adjustment made for leap years in these series.

We subject all seasonally adjusted figures to revision each month. This enables the seasonal component to be better estimated and removed from the series.

Estimated trend

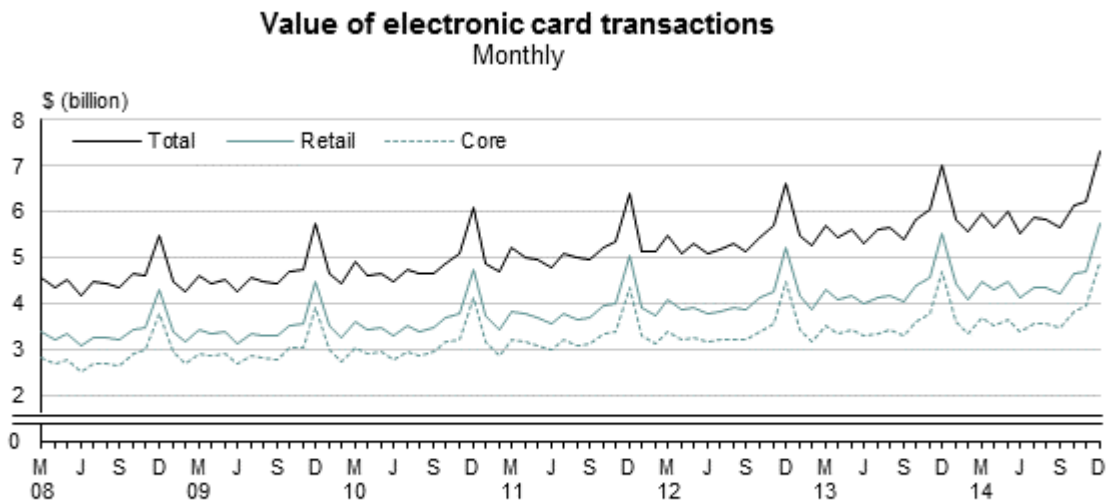
For any series, we can break the survey estimates down into three components: trend, seasonal, and irregular. We have removed the seasonal component from the seasonally adjusted series, and we have removed both the seasonal and the irregular components from the trend series. Trend estimates reveal the underlying direction of movement in a series, and are likely to indicate turning points more accurately than seasonally adjusted estimates.

We calculate the trend series using the X-13ARIMA-SEATS seasonal adjustment package. They are based on an 11-, 13-, or 23-month moving average of the seasonally adjusted series, with an adjustment for outlying values.

Trend estimates towards the end of the series incorporate new data as they become available and can therefore change as more observations are added to the series. Revisions can be particularly large if an observation is treated as an outlier in one month, but is found to be part of the underlying trend as further observations are added to the series. Typically, only the estimates for the most recent month are subject to substantial revisions.

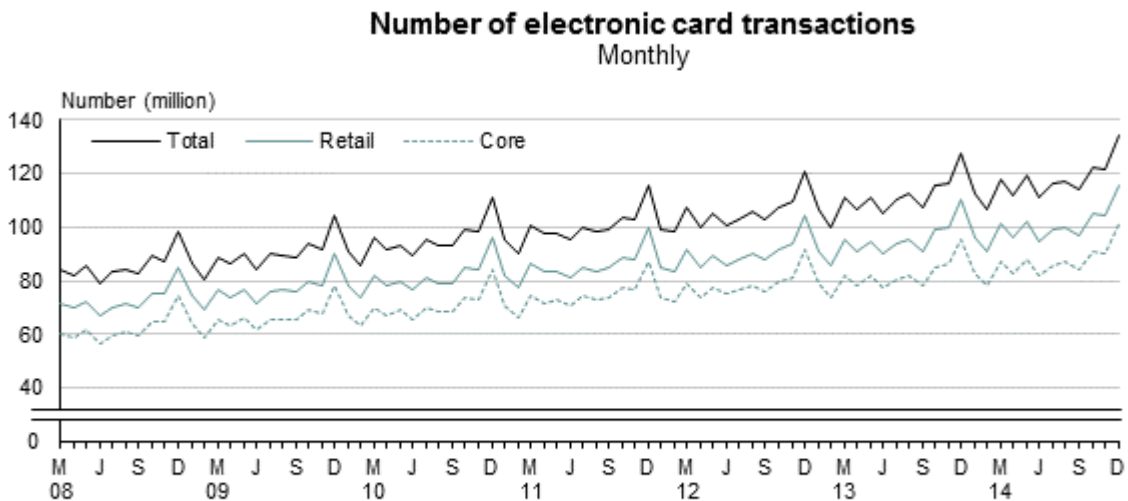
Seasonal patterns

The three unadjusted series (for the value of total, retail, and core retail electronic card transactions) have similar seasonal patterns, peaking in December each year.



Source: Statistics New Zealand

The three ECT series for the number of total, retail, and core retail electronic card transactions have similar patterns to those for the transaction values, peaking each December.



Source: Statistics New Zealand

Impact of electronic card transaction processing outages

Occasionally, processing outages prevent customers from being able to make transactions at the point of sale. Where these are significant in extent and duration, they can affect the published results for the ECT series. The last significant outage was in December 2005.

Differences between the ECT series and the Retail Trade Survey

A significant proportion of spending using debit and credit cards takes place in the retail sector. The Retail Trade Survey (RTS) also collects sales information about the retail sector from a sample of retail establishments. Given the similarities in coverage of the two series, it is expected they may be comparable. However, users should be aware that there are a number of differences between the two series that affect comparison between them. We describe these differences below.

Coverage

The RTS includes payments made by cash, cheque, and hire purchase, in addition to electronic card.

Coverage differences between the Electronic Card Transaction series and the Retail Trade Survey		
	Cash sale	Credit sale
Electronic Card Transaction series	Debit card	Credit card Charge card
Retail Trade Survey	Debit card Cash Cheque	Credit card Charge card Hire purchase

GST

Electronic card transaction data collected include GST, whereas the RTS collects sales excluding GST. As GST is not separately identified in the data, any attempts to adjust the ECT series for GST are approximations only.

Timing issues

Several timing differences exist between the ECT series and RTS.

- Electronic transactions occur instantly at the point of sale, whereas many retailers operate on an accrual accounting basis (recording a sale before any money has changed hands).
- Instalments on lay-bys may be paid electronically but are not recorded as a sale by the retailer until the goods are picked up.
- Gift vouchers may be purchased electronically but are not recorded as a sale until they are redeemed.

Classification issues

We have developed ECT series that relate to the industry coverage of the RTS. We matched the industry codes supplied by the respondents to our classifications. There are instances where the classification allocations used by the respondents differ from ours. This results in some coverage differences at the industry and overall retail level, and potentially some overstatement of the ECT retail industry levels. We cannot fully assess the impact of this on ECT retail data levels, as source data are only supplied in aggregate form, but we estimate retail levels are overstated by less than 5 percent.

Changes in share of spending by electronic card transactions

Retailers' uptake of electronic transaction technology and consumers' increasing card usage have led to a greater share of retail sales being made by electronic transactions. This results in the ECT series having a much steeper trend than the RTS. This increase in share is slowing over time, particularly in industries where the technology is approaching full coverage. However, it is still affecting the movements in electronic card transactions. Users should be aware that movements in electronic card transactions are overstated by this increasing share when comparing the ECT series with the RTS.

Differences observed in data series

We have compared the ECT series with the RTS. The results indicate the following.

- Movements in the actual (unadjusted) values of electronic card transactions provide a good indication of the direction of the RTS actuals, as the two series usually move in the same direction.
- Movements in ECT actuals are frequently different in magnitude compared with movements in RTS actuals.
- The differences found in the actuals data flow through to comparisons of the ECT and RTS seasonally adjusted series, which can differ in the direction and size of the movement.
- These differences have generally been outside the acceptable tolerances indicated by users for the use of the ECT series as a predictor of movements in the RTS.

Given these differences, we do not recommend using the ECT series as an indicator or predictor of the RTS series.

More information

Statistics in this release have been produced in accordance with the [Official Statistics System principles and protocols for producers of Tier 1 statistics](#) for quality. They conform to the Statistics NZ Methodological Standard for Reporting of Data Quality.

Liability

While all care and diligence has been used in processing, analysing, and extracting data and information in this publication, Statistics NZ gives no warranty it is error-free and will not be liable for any loss or damage suffered by the use directly, or indirectly, of the information in this publication.

Timing

Our information releases are delivered electronically by third parties. Circumstances outside our control may delay delivery. Statistics NZ does not accept responsibility for any such delay.

Crown copyright©



This work is licensed under the [Creative Commons Attribution 3.0 New Zealand](#) licence. You are free to copy, distribute, and adapt the work, as long as you attribute the work to Statistics NZ and abide by the other licence terms. Please note you may not use any departmental or governmental emblem, logo, or coat of arms in any way that infringes any provision of the [Flags, Emblems, and Names Protection Act 1981](#). Use the wording 'Statistics New Zealand' in your attribution, not the Statistics NZ logo.

Contacts

For media enquiries contact:

Neil Kelly

Christchurch 03 964 8700

Email: info@stats.govt.nz

For technical information contact:

Kathy Hicks or Madu Weera

Christchurch 03 964 8700

Email: info@stats.govt.nz

For general enquiries contact our Information Centre:

Phone: 0508 525 525 (toll-free in New Zealand)

+64 4 931 4600 (outside New Zealand)

Email: info@stats.govt.nz

Subscription service:

Subscribe to information releases, including this one, by completing the online subscription form.

Correction notifications:

Subscribe to receive an email if a correction notice is published for Electronic Card Transactions.

Unsubscribe to correction notifications for Electronic Card Transactions.

Subscribe to all to receive an email if a correction notice is published for any of our information releases.

Unsubscribe to all if you change your mind.

Tables

See the following Excel tables in the 'Downloads' box on this page. If you have problems viewing the files, see [opening files and PDFs](#).

1. Electronic card transactions by industry – actual monthly values
2. Electronic card transactions by industry – seasonally adjusted monthly values
3. Electronic card transactions by industry – trend monthly values
4. Electronic card transactions – number of transactions
5. Electronic card transactions – averages and proportions

A machine-readable zipped CSV file is also available in the 'Downloads' box.

Access more data on Infoshare

Infoshare allows you to organise data in the way that best meets your needs. You can view the resulting tables onscreen or download them.

Use Infoshare

For this release, select the following category from the Infoshare homepage:

Subject category: **Economic indicators**

Group: **Electronic Card Transactions (ANZSIC06) – ECT**

Next release

Electronic Card Transactions: September 2015 will be released on 9 October 2015.