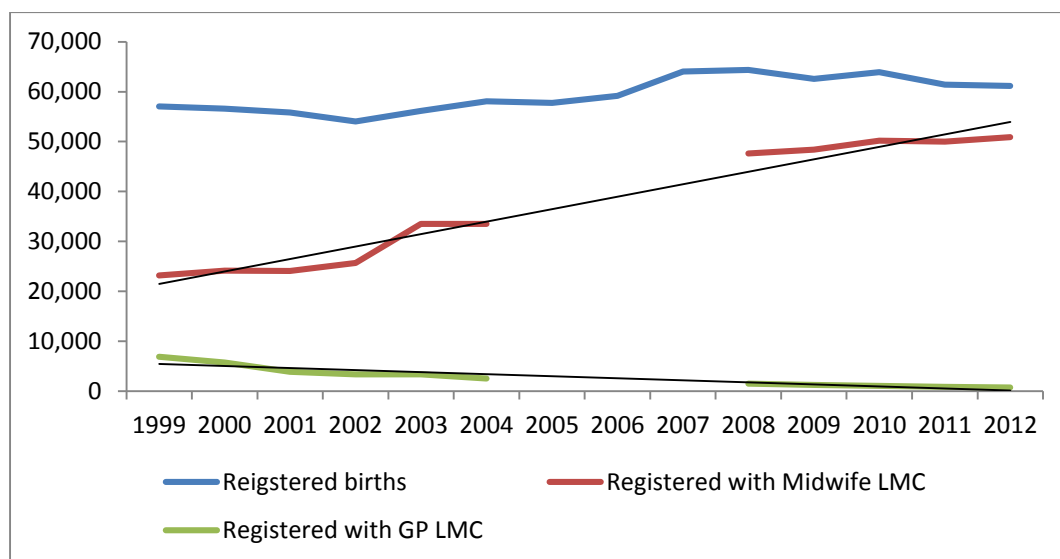




**NZ COLLEGE OF MIDWIVES<sub>(INC)</sub>**

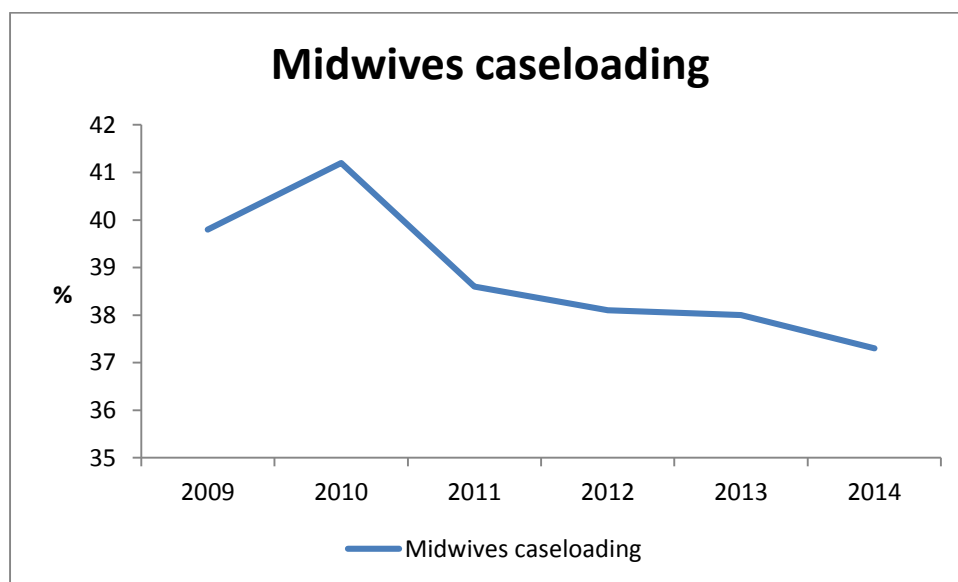
**Statistics and Graphs on number of  
births, Midwife LMC (Lead Maternity  
Carer) caseloads and income**

## Information on Midwife LMCs



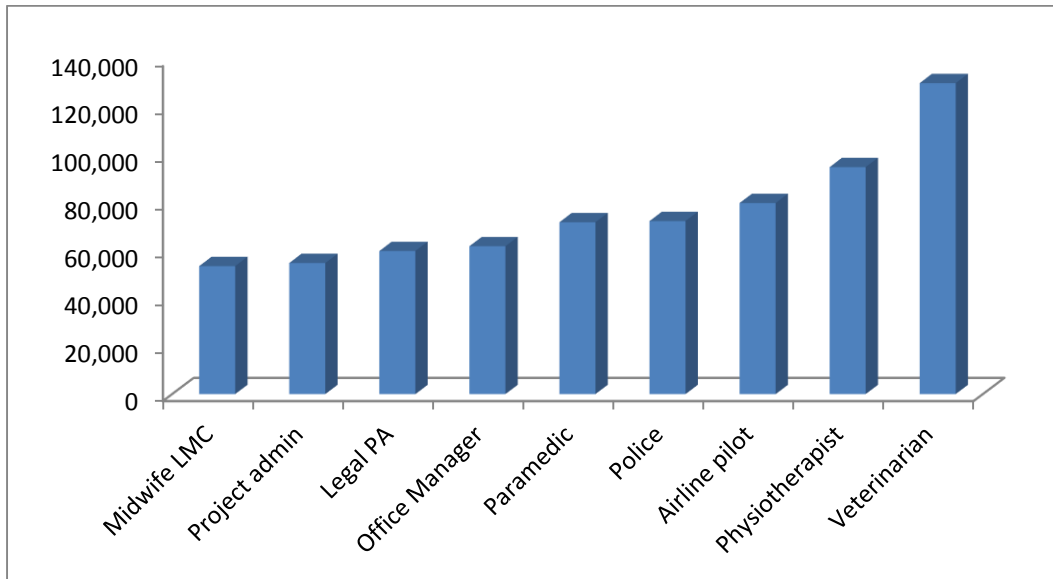
**Figure 1: Comparison of number of births per year, number of women registering with a midwife LMC and GP LMC** (Source: New Zealand stats & MOH reports on Maternity 1999- 2012)

The number of births has fluctuated over the years, the number of women registering with a midwife has doubled (23,200 to 50,878) whilst the number of women registering with a general practitioner has reduced from 6902 to 715 since 1999.



**Figure 2: Proportion of midwives working as LMC's**

Over the last six years the proportion of midwives working as LMC's has reduced from 39.8% to 37.3%. While birth rates have fallen LMC midwives in 2015 care for 90% of women compared with 70% in 2007.



**Figure 3: Average income for different occupations**

About 50% of a LMC's gross income from Section 88 goes in paying for others to provide her with back up, sick and on call relief, clinical equipment, travel, professional education and accountability fees and other business costs.

In 2015 the average taxable income of a midwife working as a Lead Maternity Carer (LMC) was \$53,728.

**Source: New Zealand College of Midwives**