



UMR Omnibus Results November 2009

The MMP Debate



Email: umr@umr.co.nz
Website: www.umr.co.nz

WELLINGTON
3 Collina Terrace
Thorndon
WELLINGTON 6011
NEW ZEALAND
Tel: +64 4 473 1061
Fax: +64 4 472 3501

AUCKLAND
11 Earle Street
Parnell
AUCKLAND 1052
NEW ZEALAND
Tel: +64 9 373 8700
Fax: +64 9 373 8704

SYDNEY
Level One, Suite 105
332-342 Oxford Street
SYDNEY NSW 2022
AUSTRALIA
Tel: +61 2 9386 1622
Fax: +61 2 9386 1633

Methodology

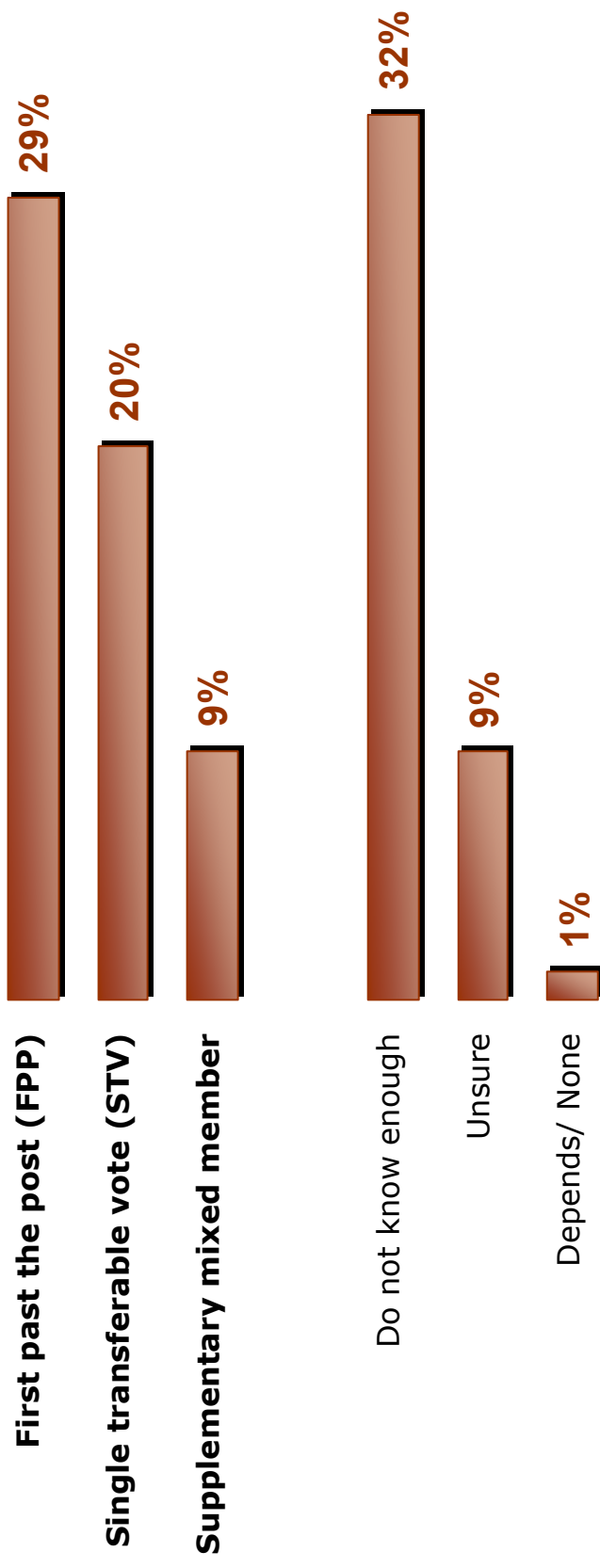


- This report is based on a telephone survey of a nationally representative sample of 750 New Zealanders aged 18 years or over.
- Fieldwork was conducted from 22nd to 27th October 2009 at UMR Research's national interview facility in Auckland.
- The margin of error for sample size of 750 for a 50% figure at the '95% confidence level' is $\pm 3.6\%$.

Preferred Alternative System



It is proposed that if New Zealanders want to get rid of MMP there would be a run off between MMP and one other voting system. While the final decisions on the alternatives to MMP are yet to be made, which of the following voting systems would you favour the most? If you currently do not know enough about these to make a choice please just say so.



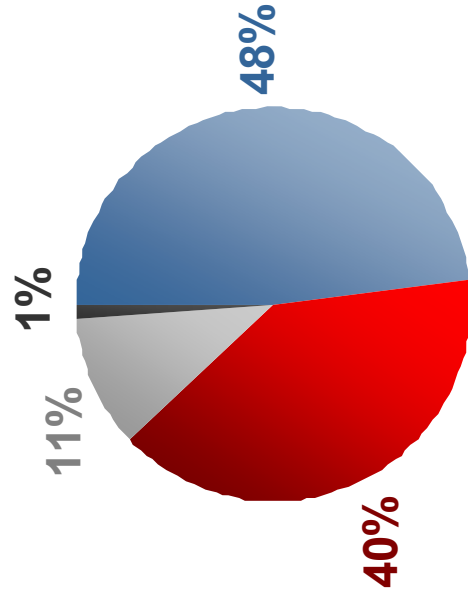
Support For The Referendum



Retain MMP?

Do you think New Zealand should retain the MMP voting system or do you think the voting system should be changed?

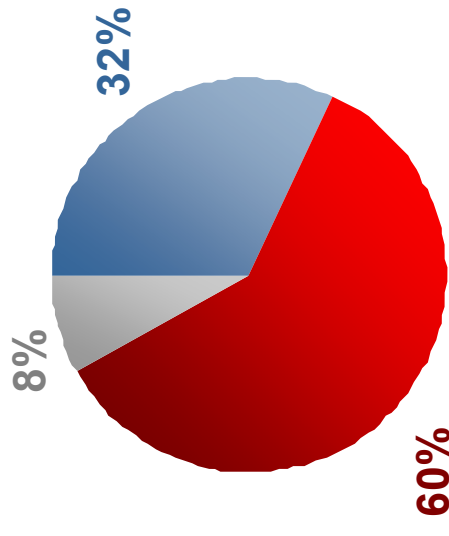
- Keep the MMP system
- Change the voting system
- Unsure
- Neither



Referendum: Yes or No?

Do you think a referendum on MMP which will cost over twenty million dollars should be held at all?

- Yes
- No
- Unsure

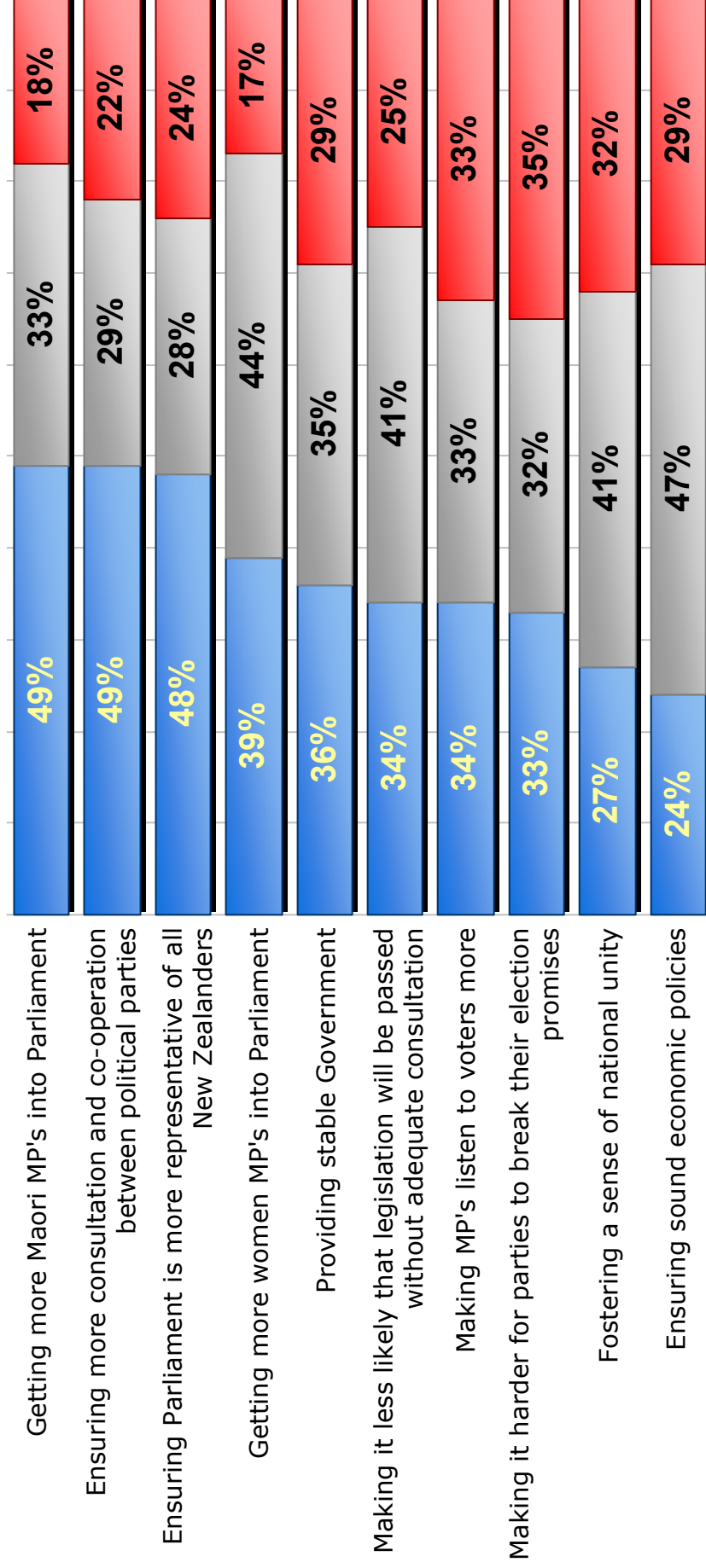


Base: All, n=750

Performance Of MMP



How successful has MMP been in achieving the following. Please use a 1 to 5 scale where 1 means MMP has been very successful and 5 not successful at all.



Base: All, n=750

■ Successful (1+2)
 ■ Neutral (3) + Unsure
 ■ Not successful (4+5)

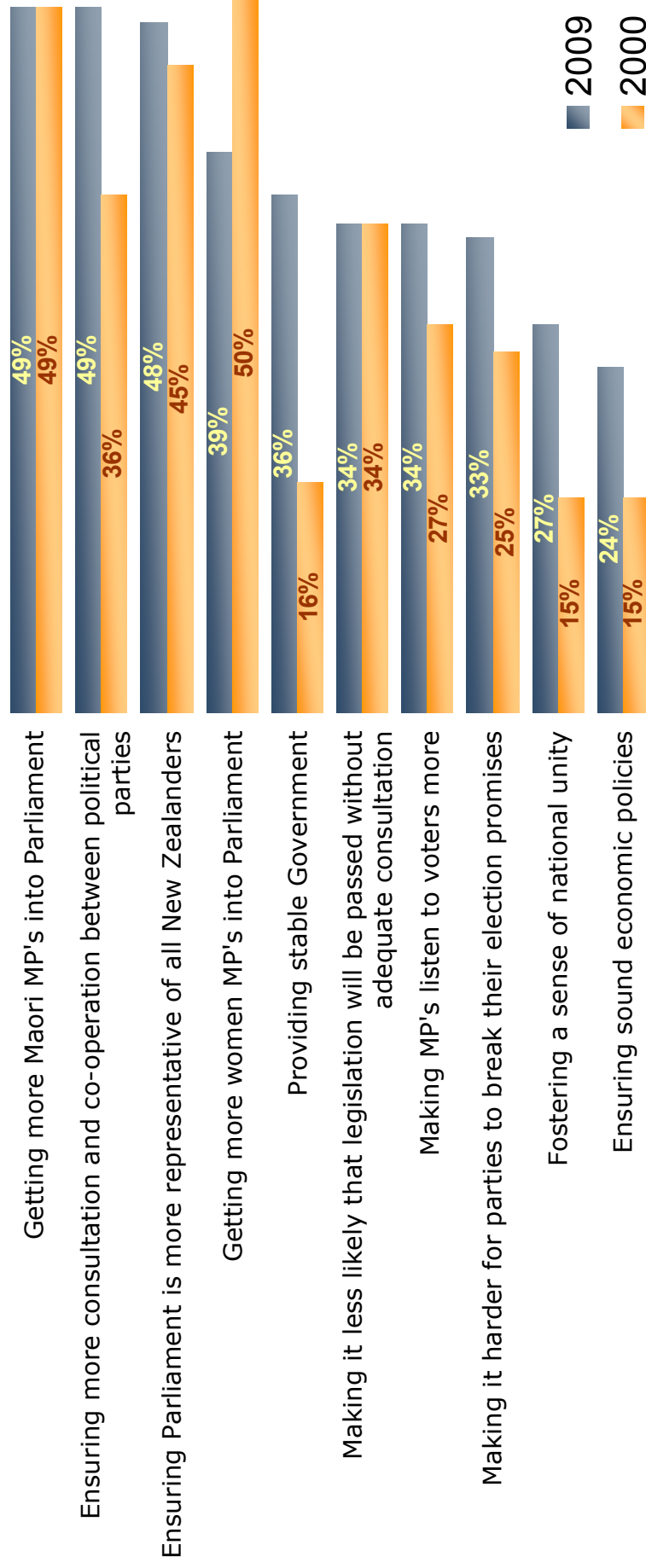
Performance Of MMP

- Tracking -



How successful has MMP been in achieving the following. Please use a 1 to 5 scale where 1 means MMP has been very successful and 5 not successful at all.

Percentage Saying Successful (1+2 on the scale)



Base: All, n=750

NB: 2000 data sourced from UMR's report for the Parliament Select Committee to Review MMP.

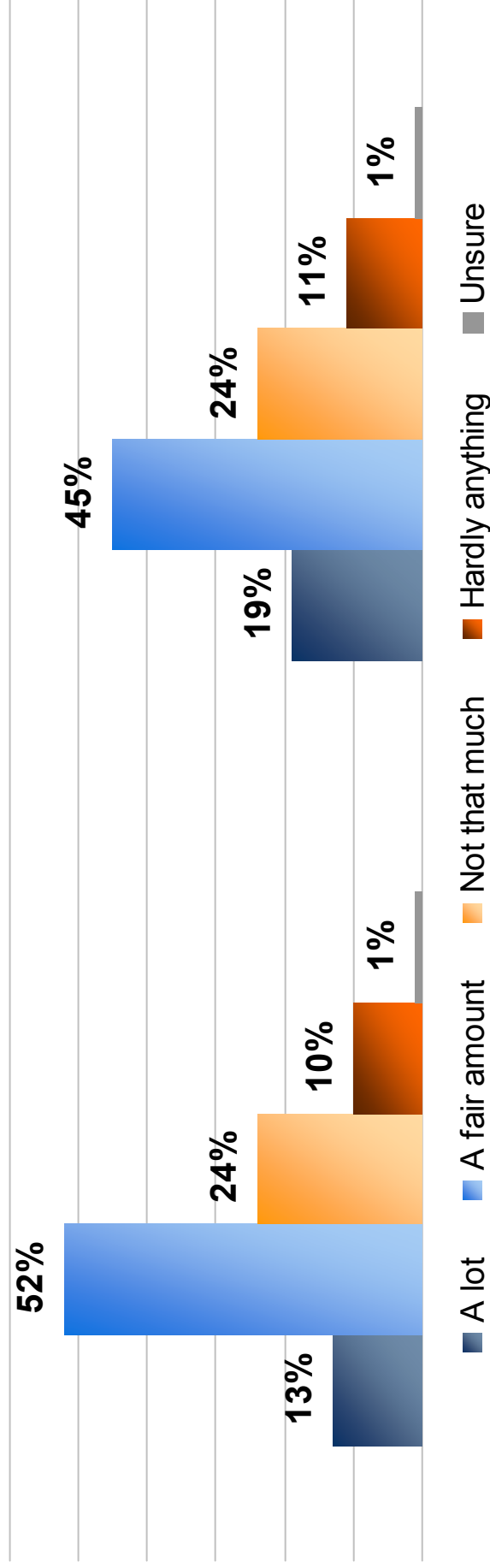
Knowledge Of MMP



How much would you say you know about MMP – a lot, a fair amount, not that much, hardly anything?

November 2000
65% Knowledgeable (a lot + fair amount)

October 2009
64% Knowledgeable (a lot + fair amount)



Base: All, n=750

NB: 2000 data sourced from UMR's report for the Parliament Select Committee to Review MMP.