

Comparative Risks of Legal Party Pills, Alcohol and Illegal Drugs

Background:

Legal party pills are extremely common throughout New Zealand and are a recognised form of social stimulant. According to industry experts, over 20 million pills have been consumed over the last 5 years.

Aims:

The aims of this study were to:

- Establish and rank the comparative levels of harm, social issues and cost to society of alcohol, legal party pills and illegal drugs.
- Identify if the New Zealand public wants further regulations relating to legal party pills.
- Identify if legal party pills increase or decrease consumption of other substances such as alcohol or illegal drugs.
- Establish if legal party pills are a stepping stone to illegal drugs.
- Identify the negative or positive impacts to society if legal party pills were banned.

Method:

The survey focused on New Zealanders aged 18 to 29 as a 2006 study ('Legal Party Pill Use in New Zealand' by Massey SHORE) identified this age cohort as the primary users of legal party pills.^{#1} The survey was conducted by Consumer Link who are members of AMRO (Association of Market Research Organisations), and have achieved IQS (Interviewing Quality Standards) accreditation. The survey is based on 200 individuals in the target group. To represent the different geographic characteristics of the New Zealand population the survey was weighted to achieve 60% responses from Auckland, 20% from Wellington and 20% from Christchurch.

Summary:

The data indicate that legal party pills:

- Produce fewer adverse health effects than alcohol.
- Are less likely to result in physical injury.
- Are much less likely to provoke aggressive behaviour.
- Are not identified with traffic accidents.
- Create far fewer issues of dependency or loss of control.

Effects on alcohol and illegal drug consumption:

- A net 9.8 per cent of respondents reported using less or no alcohol as a result of legal party pill use.
- A net 10.3 per cent reported using less or no illegal drugs due to the availability of legal party pills.

Regulation: 58 per cent of all respondents and 53.7 per cent of legal party pill users supported dosage restrictions of 200 milligrams of BZP per pill and 600 milligrams per packet.

Effects of banning legal party pills:

- A net 30.5 per cent of party pill users believe consumption of alcohol would increase.
- A net 50 per cent believe illegal drug use would increase.
- A net 32.5 per cent believe drug-related crime would increase.
- A net 25.6 per cent believe drug related deaths would increase.
- A net 30.4 per cent believe the cost to the taxpayer of drug-related policing would increase.

Prevalence of Use of Alcohol, Legal Party Pills and Illegal Drugs by Age

Of all respondents, 89% drank alcohol, 41% had tried legal party pills and 54% had tried illegal drugs. These figures are consistent with those found in the 2006 Massey (SHORE) study of 2010 people^{#1} and with the 1995 National Alcohol Survey, which reported that 87% of people aged 14 to 65 years had consumed alcohol in the previous 12 months^{#2}.

In the three age brackets surveyed: alcohol was most prevalent among the 18-19 yr olds (94%) and least prevalent among the 25-29 yr olds (83%). Legal party pills were used most by 20-24 yr olds (51%) and least by 25-29 yr olds (32%). Illegal drugs were more common in the 25-29 yr old age bracket (60%) and among the 20-24 yr olds (52%).

Adverse Effects from Substances

Respondents were asked a number of questions to gauge what substances caused the most negative effects to their social and physical well being. (Note: respondents were not asked about behaviours when mixing substances such as alcohol and legal party pills, so it is assumed that the information collected reflects each substance in isolation.)

Headaches:

60% of all respondents reported suffering headaches from alcohol in the past 12 months, compared with 12% from legal party pills. Within the sample subset which had used legal party pills, the ratio of headaches due to alcohol was 81.7% against 29.3% from legal party pills.

Headaches appear to be a common experience resulting from social substances.

NZ Drug Statistics 2001 also reports: 'The most commonly reported consequence of one's own drinking in the past 12 months was a hangover (51 percent of men)'.^{#2}

Vomiting:

52% of all respondents reported vomiting from alcohol in the past 12 months, compared with 7.5% from legal party pills. Among the sample subset who had consumed legal party pills, the percentage that had experienced vomiting from alcohol was 74.4% compared to 17.1% from legal party pills.

Vomiting appears to be a common experience resulting from social substances – particularly alcohol. Vomiting is about four times more likely when legal party pills are combined with alcohol than when they are taken in isolation.

Memory Loss:

41% of all respondents reported experiencing memory loss from alcohol in the past 12 months, compared with only 3.5% from legal party pills. Among the sample subset who had consumed legal party pills, the incidence of memory loss due to alcohol was 59.8% compared to 8.5% from legal party pills.

Memory loss is a significant adverse effect and is more common from alcohol than legal party pills.

Physical Injuries:

Overall, 27.5% of people had injured themselves in the last year due to drinking alcohol, compared to only 3% of all respondents who had injured themselves in the last year after consuming legal party pills. Among the sample subset who had consumed legal party pills, 45% had injured themselves in the past year due to alcohol compared to 7% for legal party pills.

Personal Injury is a significant adverse effect and appears to be a common experience resulting from alcohol. This research reinforces existing awareness that alcohol is the main contributor to personal injury while socialising.

Physically Aggressive to Someone Else:

Overall, 17.5% of respondents had been physically aggressive to someone else in the last year after drinking alcohol compared to 0.5% after consuming legal party pills. Among the sample subset who had consumed legal party pills, the ratio was 28% for alcohol and 1.2% for legal party pills.

NZ Drug Statistics 2001 also reports: '10% of males reported physical assault as a problem experienced due to other people's drinking. Eleven percent of women reported sexual harassment as a problem experienced as the result of someone else's drinking'.^{#2}

Driving Accidents:

2% of all respondents reported a driving accident after drinking alcohol in the last 12 months. No-one in the survey had experienced a driving accident after consuming either legal party pills or illicit drugs.

Visited a Doctor or GP:

2% of all respondents had visited a doctor or GP as a result of drinking alcohol in the last year. No-one had gone to the doctor as a result of legal party pill use and the incidence for illegal drugs was 0.5%.

Spoken to a Counsellor, Drug & Alcohol Worker or Social Worker:

4% of all respondents spoke to a counsellor, drug & alcohol worker or social worker regarding alcohol in the last year, compared to 0.5% regarding legal party pills and 2.5% regarding illegal drugs. Among the sample subset who had consumed legal party pills, the ratio for alcohol was 7.3% and for illegal drugs, 6.1%. The lowest percentage – 1.2% - was for legal party pills.

Required an Ambulance:

2.5% of all respondents had required an ambulance after drinking alcohol in the last year, compared with 0.5% for legal party pills and 1% for illegal drugs. Among the sample subset who had consumed legal party pills, 3.7% required an ambulance after drinking alcohol compared with 1.2% for legal party pills and 2.4% for illegal drugs.

Visited Accident & Emergency:

Overall, 4.5% of people had visited an accident & emergency clinic in the last year after drinking alcohol, compared to 1.5% for legal party pills. Among the sample subset who had consumed legal party pills, the percentage of people who had visited A&E due to alcohol was 7.3% against 3.7% for legal party pills.

These figures are very similar to those reported in the February 2007 report 'The Impact of Legal party pills on the Auckland City Hospital Emergency Department' by Emergency Medicine Specialist, Lynn Theron. This showed that of 1329 presentations over a 12 month period for substance abuse, 1.7% were due to legal party pills and that, of these, only 1 person was actually admitted. As stated in the report, 'these results lead towards a conclusion that the acute health impact has been relatively small (for legal party pills) despite a major increase in the quantity sold'^{#3}.

Dependency

Frequency Use is Out of Control:

27.5% of respondents who drank alcohol thought their drinking was out of control sometimes through to always. Only 3.6% of respondents who took legal party pills reported any problems controlling their frequency of use, of which only 1.2% said it was 'always' a problem.

Difficulty to Stop:

27.5% of respondents who drank alcohol admitted it was 'quite difficult' through to 'impossible' to stop. Among legal party pill users, 1.2% said it would be 'quite difficult' to stop but no-one thought it would be 'very difficult' or 'impossible'.

Party Pill Affect on Alcohol and Illegal Drug Consumption

Party Pill Affect on Alcohol and Illegal Drug Consumption:

Of respondents who drank alcohol and took legal party pills, 15.9% said they consumed less alcohol as a result of legal party pills being available to them and 1.2% said they had stopped consuming alcohol altogether. In contrast, 7.3% said they consumed more alcohol. The net effect is 9.8% of people consuming less or no alcohol.

Of respondents who took illegal drugs and legal party pills, 7.4% said they consumed less illegal drugs as a result of legal party pills being available to them and 2.9% said they had stopped consuming illegal drugs

altogether. No-one said they consumed more illegal drugs as a result of legal party pills being available. The net effect is 10.3% people consuming less or no illegal drugs.

Do Legal Party Pills Affect Illegal Drug Uptake?:

Of respondents who had taken illegal drugs, 95.6% said that legal party pills were not an important stepping stone to them trying illegal drugs.

Note: 13% of National Drug Survey respondents in 1998 stated that they had tried hallucinogenic drugs. 13% of respondents in the 1998 National Drug Survey had tried stimulant drugs.^{#2} Legal party pills only became widely available after 2000, which shows there is always going to be a gateway onto illegal drugs. What is important, is to provide gateways off illegal drugs and alcohol. Massey Research in 2006 reported that 45.2% of people used legal party pills so they did not have to use illegal drugs.^{#1} They were also told that 33% had stopped using illegal drugs and that a further 44.1% were now mostly using legal party pills'.^{#1}

Future Regulations Regarding Legal Party Pills

The Future of Legal Party Pills:

58% of all respondents thought there should be dosage restrictions on legal party pills of 200 milligrams of BZP per pill and 600 milligrams of BZP per pack. 23.5% thought the regulations should stay as they are.

Of respondents who took legal party pills, 53.7% thought there should be dosage restrictions. 34.1% thought the regulations should stay as they are.

Ramifications if Legal Party Pills are Banned

Effect on Alcohol Consumption if Legal Party Pills Were Banned:

A net 30.5% of all respondents who consumed legal party pills thought alcohol consumption would increase if legal party pills were banned. (36.6% thought that alcohol consumption would increase against only 6.1% who thought it would decrease.)

Effect on Illegal Drug Consumption if Legal Party Pills Were Banned:

A net 50% of all respondents who consumed legal party pills thought illegal drug consumption would increase if legal party pills were banned. (54.9% thought that illegal drug consumption would increase and only 4.9% thought it would decrease.)

Effect on Drug Related Crime if Legal Party Pills Were Banned:

A net 13.5% of all respondents thought there would be an increase in drug related crime. (36% thought it would increase and 22.5% thought it would decrease.) Among the sample subset who consumed legal party pills, a net 32.9% thought drug-related crime would increase. (45.1% thought there would be an increase and 12.2% a decrease.)

Effect on Drug Related Deaths if Legal Party Pills Were Banned:

A net 6.5% of all respondents thought there would be an increase in drug related deaths. (36.5% thought they would go up and 30% thought they would go down.) Of respondents who consumed legal party pills, 42.7% thought the drug related death rate would increase and 17.1% that it would decrease. Net effect is a 25.6% increase.

Effect on Cost to Taxpayer if Legal Party Pills Were Banned:

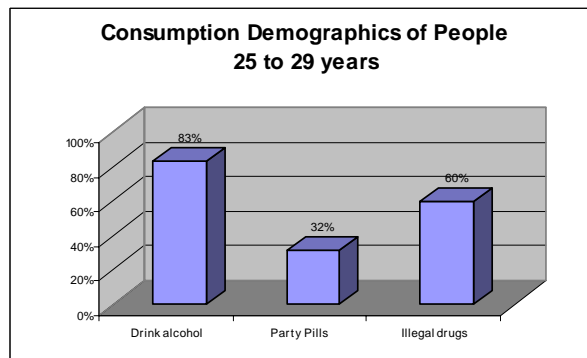
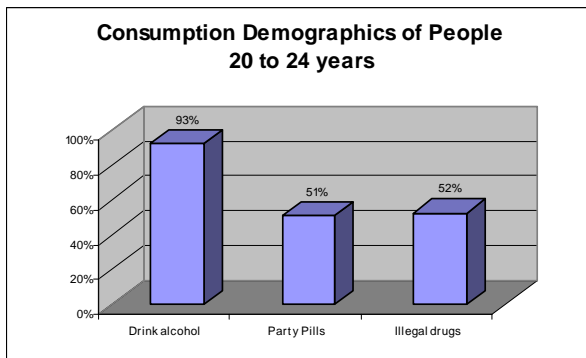
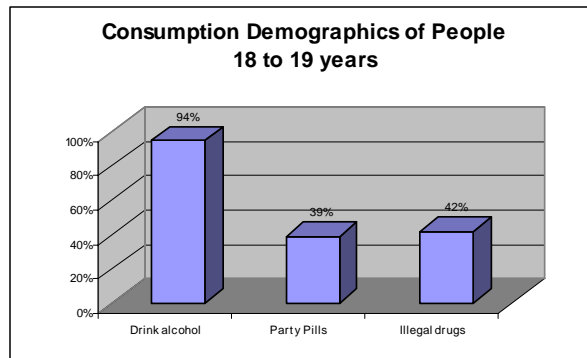
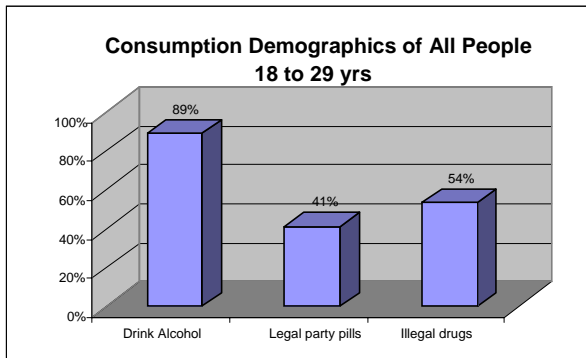
Of all respondents, 45.5% thought there would be increased costs to the taxpayer due to additional drug related policing, 31.5% thought there would be a decrease. Net effect is a 14% increase. Of respondents who consumed legal party pills, 52.4% thought there would be an increase in taxpayer costs, 22% thought there would be a decrease. Net effect is a 30.4% increase.

Full Report:

Chapter 1. Prevalence of Substance Use

1.1 Prevalence of Use of Alcohol, Legal Party Pills and Illegal Drugs by Age:

Respondents were asked if they drank alcohol or had tried legal party pills or tried illegal drugs. 89% of all respondents drank alcohol, 41% had tried legal party pills and 53.5% had tried illegal drugs. These figures are consistent with those found on the Massey (SHORE) study of 2010 people.^{#1} They are also consistent with the 1995 National Alcohol Survey, which reported that 87 percent of people aged 14 to 65 years had consumed alcohol in the previous 12 months.^{#2}



NB: Respondents were not asked about behaviours when mixing any substances, so it is assumed that information collected reflects each substance in isolation.

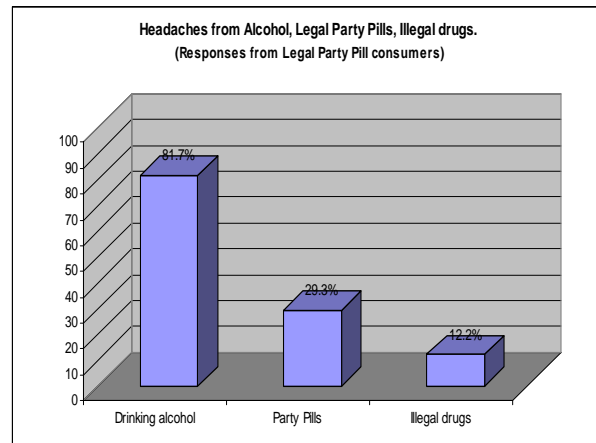
Chapter 2. Adverse Effects from Substances

Respondents were asked a number of questions to gauge what substances caused the most negative effects to their social and physical well being.

2.1 Headaches:

Respondents were asked had they had any headaches after drinking alcohol in the last year? Had they had any headaches after taking legal party pills in the last year? Had any headaches after taking illegal drugs in the last year?

Of all respondents, 60% stated they had experienced headaches from alcohol, 12% had experienced headaches from legal party pills and 5.5% experienced headaches from illegal drugs. When focussing on responses from party pill consumers; 81.7% had experienced headaches from alcohol, 29.3% stated they had experienced headaches from legal party pills and 12.2% had experienced headaches from illegal drugs.

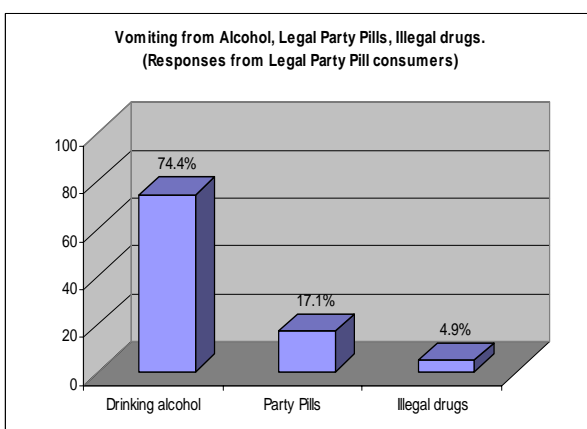
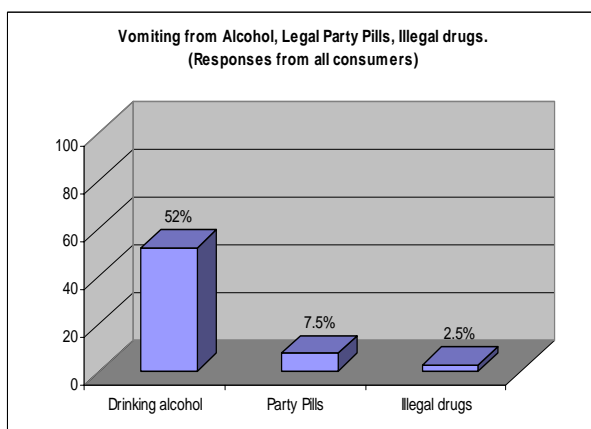


NB: Respondents were not asked about behaviours when mixing any substances, so it is assumed that information collected reflects each substance in isolation.

2.2 Vomiting:

Respondents were asked had they experienced any vomiting after drinking alcohol in the last year? Had they experienced any vomiting after taking legal party pills in the last year? Had they experienced any vomiting after taking illegal drugs in the last year?

Of all respondents, 52% had experienced vomiting from alcohol, 7.5% had experienced vomiting from legal party pills and 2.5% experienced vomiting from illegal drugs. When focussing on just responses from legal party pill consumers; 74.4% had experienced vomiting from alcohol, 17.1% had experienced vomiting from legal party pills and 4.9% experienced vomiting from illegal drugs.

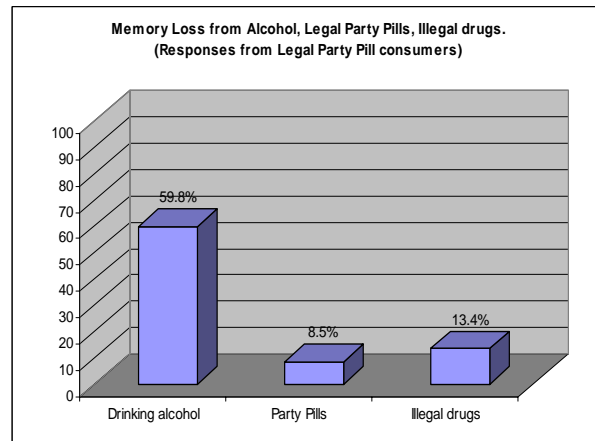
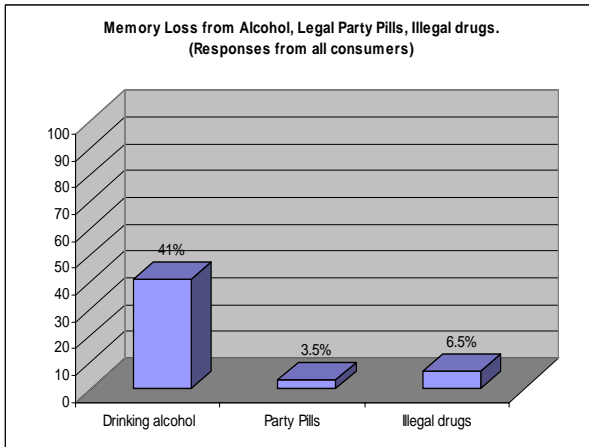


NB: Respondents were not asked about behaviours when mixing any substances, so it is assumed that information collected reflects each substance in isolation.

2.3 Memory Loss:

Respondents were asked had they experienced any temporary memory loss after drinking alcohol in the last year? Had they experienced any temporary memory loss after taking legal party pills in the last year? Had they experienced any temporary memory loss after taking illegal drugs in the last year?

Of all respondents, 41% had experienced temporary memory loss from alcohol, 3.5% had experienced temporary memory loss from legal party pills and 6.5% experienced temporary memory loss from illegal drugs. When focussing on just responses from legal party pill consumers; 59.8% had experienced temporary memory loss from alcohol, 8.5% had experienced temporary memory loss from legal party pills and 13.4% experienced temporary memory loss from illegal drugs.

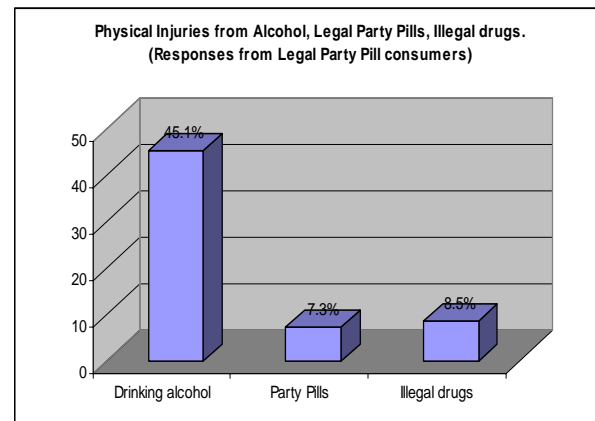
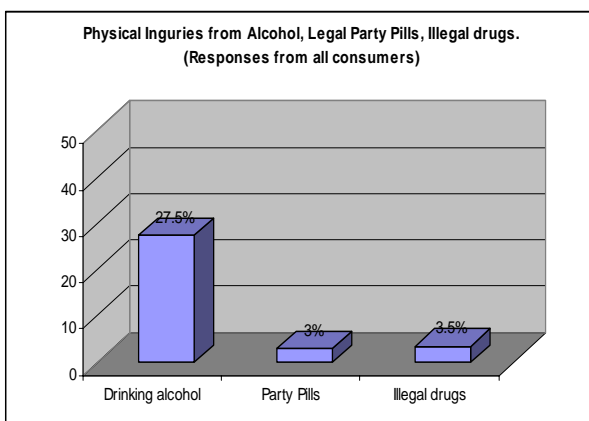


NB: Respondents were not asked about behaviours when mixing any substances, so it is assumed that information collected reflects each substance in isolation.

2.4 Physical Injuries:

Respondents were asked had they suffered any physical injuries after drinking alcohol in the last year? Had they experienced any physical injuries after taking legal party pills in the last year? Had they experienced any physical injuries after taking illegal drugs in the last year?

27.5% of all respondents had experienced physical injuries after consuming alcohol, 3% had physical injuries after taking legal party pills and 3.5% physical injuries after taking illegal drugs. When focussing on just responses from legal party pill consumers; 45.1% had physical injuries after consuming alcohol, 7.3% had physical injuries after taking legal party pills and 8.5% had physical injuries after taking illegal drugs.

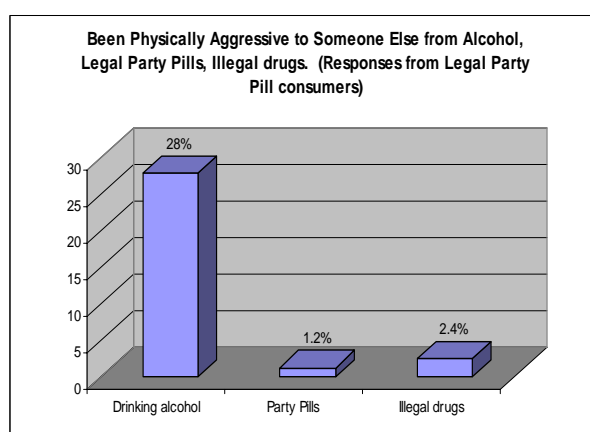
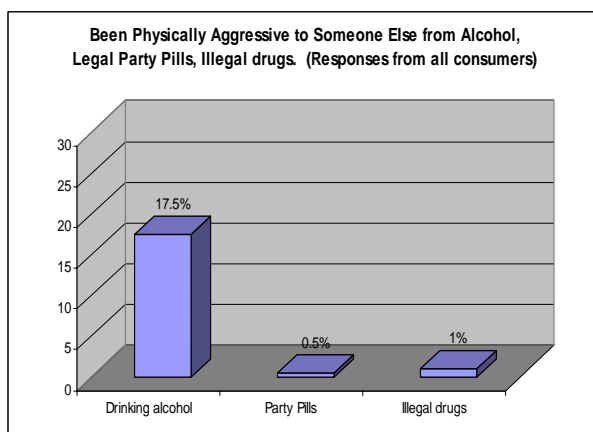


NB: Respondents were not asked about behaviours when mixing any substances, so it is assumed that information collected reflects each substance in isolation.

2.5 Physically Aggressive to Someone Else:

Respondents were asked had they been physically aggressive to someone else after drinking alcohol in the last year? Had they been physically aggressive to someone else after taking legal party pills in the last year? Had they been physically aggressive to someone else after taking illegal drugs in the last year?

17.5% of all respondents stated they had been physically aggressive to someone else after consuming alcohol, 0.5% had been physically aggressive to someone else after taking legal party pills and 1% had been physically aggressive to someone else after taking illegal drugs. When focussing on just responses from legal party pill consumers; 28% had been physically aggressive to someone else after consuming alcohol, 1.2% had been physically aggressive to someone else after taking legal party pills and 2.4% had been physically aggressive to someone else after taking illegal drugs.

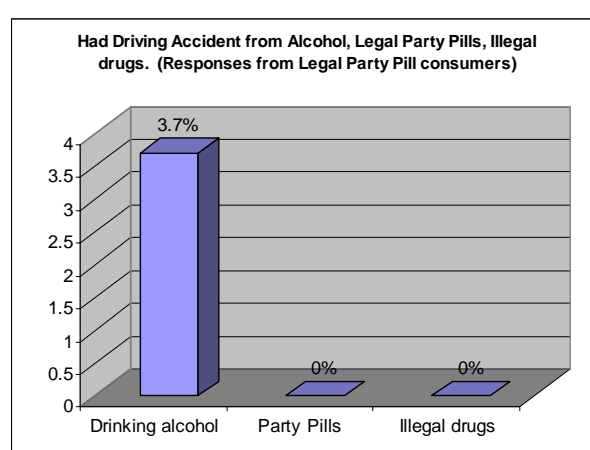


NB: Respondents were not asked about behaviours when mixing any substances, so it is assumed that information collected reflects each substance in isolation.

2.6 Driving Accidents:

Respondents were asked had they had any driving accidents after drinking alcohol in the last year? Had they had any driving accidents after taking legal party pills in the last year? Had they had any driving accidents after taking illegal drugs in the last year?

The only substance that related to car accidents was alcohol at 2% of respondents.

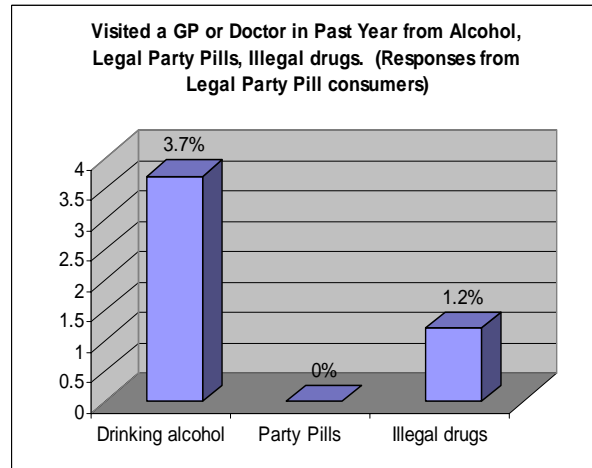
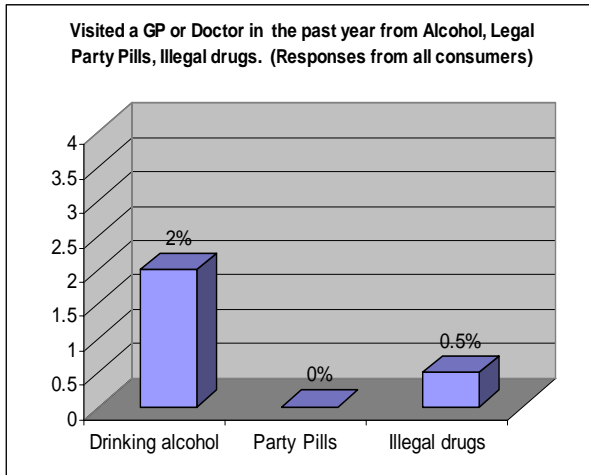


NB: Respondents were not asked about behaviours when mixing any substances, so it is assumed that information collected reflects each substance in isolation.

2.7 Visited a Doctor or GP:

Respondents were asked had they visited a doctor or GP after drinking alcohol in the last year? Had they visited a doctor or GP after taking legal party pills in the last year? Had they visited a doctor or GP after taking illegal drugs in the last year?

2% of respondents had visited a doctor or GP after consuming alcohol, no respondents stated they had visited a doctor or GP after taking legal party pills and 0.5% claimed to have visited a doctor or GP after taking illegal drugs.

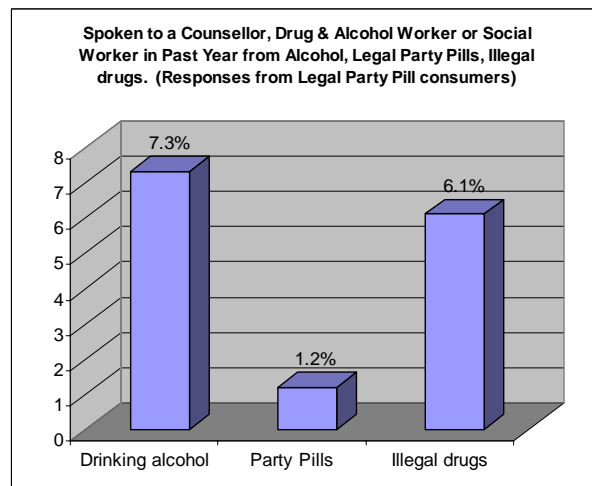
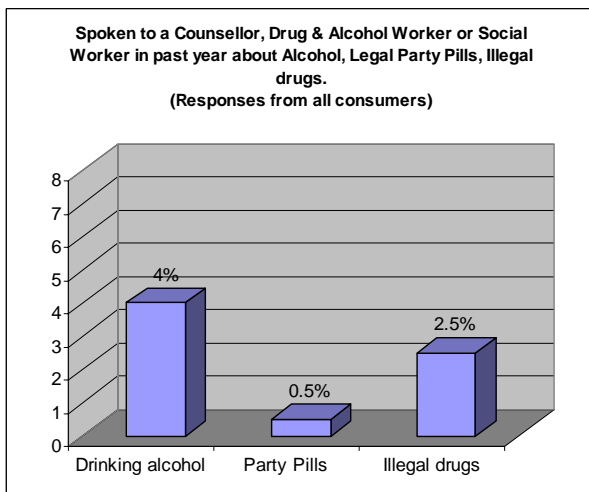


NB: Respondents were not asked about behaviours when mixing any substances, so it is assumed that information collected reflects each substance in isolation.

2.8 Spoken to a Counsellor:

Respondents were asked had they spoken to a counsellor, drug & alcohol worker or social worker regarding drinking alcohol in the last year? Had they spoken to a counsellor, Drug & Alcohol worker or social worker regarding taking legal party pills in the last year? Had they spoken to a counsellor, Drug & Alcohol worker or social worker regarding taking illegal drugs in the last year?

Of all respondents, 4% spoke to a counsellor, Drug & Alcohol worker or social worker regarding alcohol. versus 0.5% who spoke to such a person after consuming legal party pills, and 2.5% who spoke to such a person after taking illegal drugs.

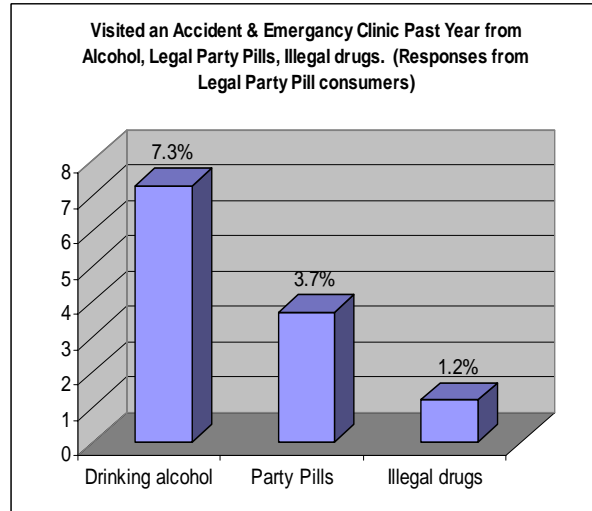
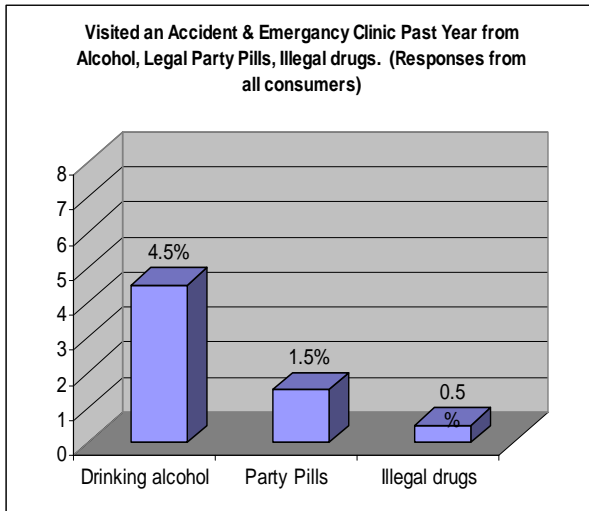


NB: Respondents were not asked about behaviours when mixing any substances, so it is assumed that information collected reflects each substance in isolation.

2.9 Visited Accident & Emergency:

Respondents were asked had they visited an accident & emergency department after drinking alcohol in the last year? Had they visited an accident & emergency department after taking legal party pills in the last year? Had they visited an accident & emergency department after taking illegal drugs in the last year?

Of all respondents, 4.5% visited an accident & emergency department after drinking alcohol, 3 times more than those who had visited after having taken legal party pills. When focussing on responses from legal party pill consumers only, 7.3% of respondents visited an accident & emergency department after drinking alcohol - twice the number of visits after taking legal party pills.

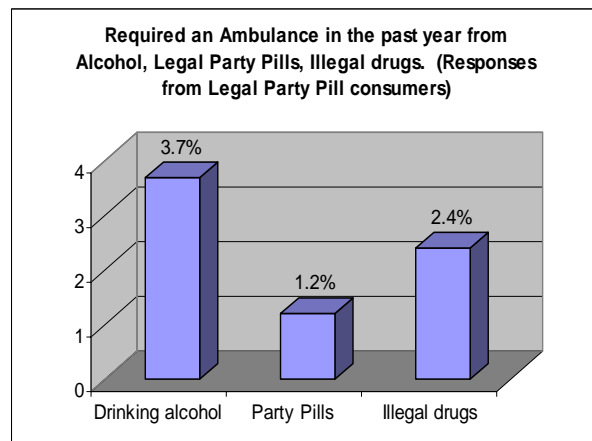
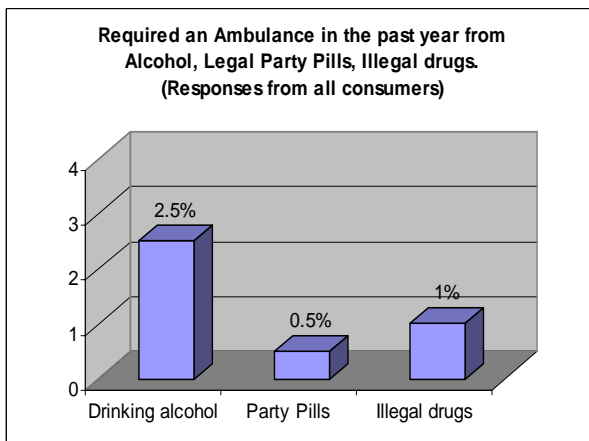


NB: Respondents were not asked about behaviours when mixing any substances, so it is assumed that information collected reflects each substance in isolation.

2.10 Required an Ambulance:

Respondents were asked had they required an ambulance after drinking alcohol in the last year? Had they required an ambulance after taking legal party pills in the last year? Had they required an ambulance after taking illegal drugs in the last year?

Of all respondents, 2.5% had required an ambulance after consuming alcohol - 5 times as many as after taking legal party pills.



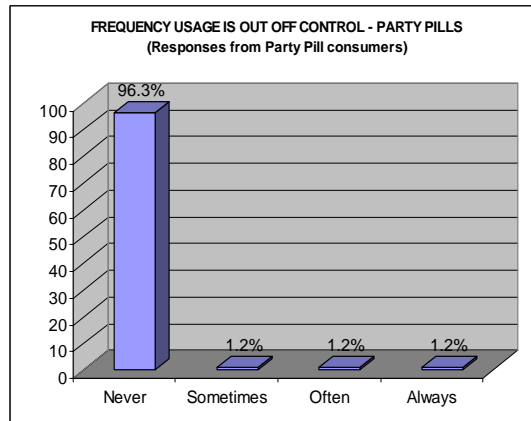
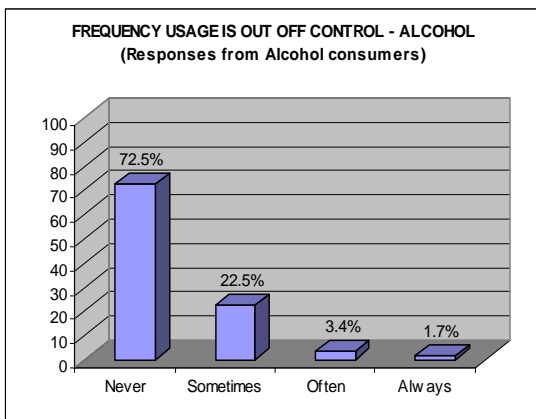
NB: Respondents were not asked about behaviours when mixing any substances, so it is assumed that information collected reflects each substance in isolation.

Chapter 3. Dependency

3.1 Frequency Usage is Out of Control:

Respondents were asked if they ever thought their drinking of alcohol was out of control? Or if they ever thought their consumption of legal party pills was out of control?

Of respondents who drank alcohol, 27.5% thought their drinking was either “sometimes, often or always” out of control. Of respondents who took legal party pills, only 3.6% thought their consumption of legal party pills was out of control either “sometimes, often or always”.

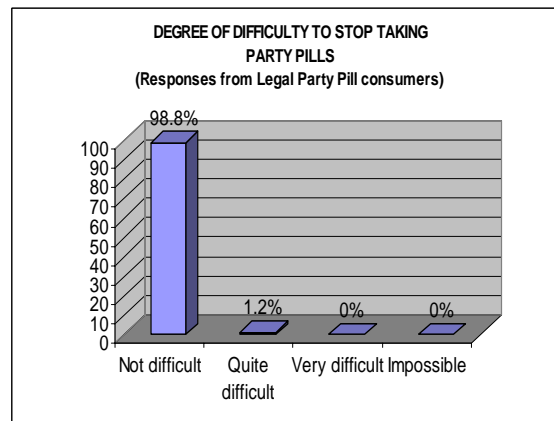
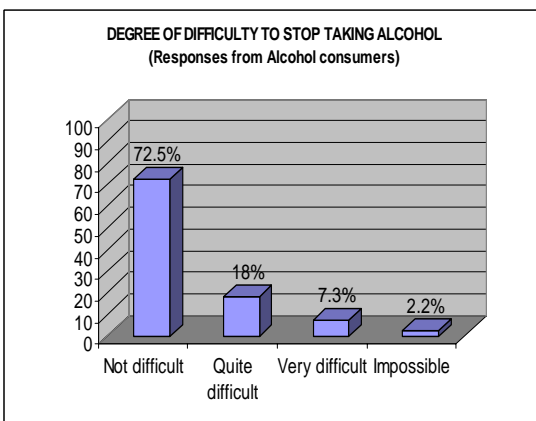


NB: Respondents were not asked about behaviours when mixing any substances, so it is assumed that information collected reflects each substance in isolation.

3.2 Difficulty to Stop:

Respondents were asked how difficult it would be to stop drinking alcohol? How difficult it would be to stop taking legal party pills? How difficult it would be to stop taking illegal drugs?

Of respondents who drank alcohol, 27.5% believed it would be either “quite difficult, difficult or impossible” to stop drinking alcohol. Of respondents who took legal party pills, only 1.2% believed it would be ‘quite difficult’ to stop taking legal party pills. None of the legal party pill consumers believe it would be “very difficult” or “impossible” to stop taking legal party pills.



NB: Respondents were not asked about behaviours when mixing any substances, so it is assumed that information collected reflects each substance in isolation.

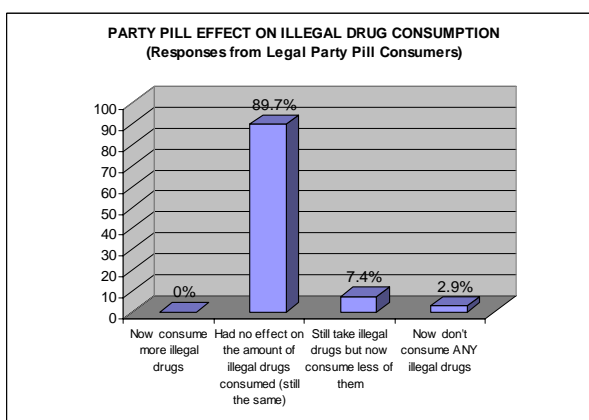
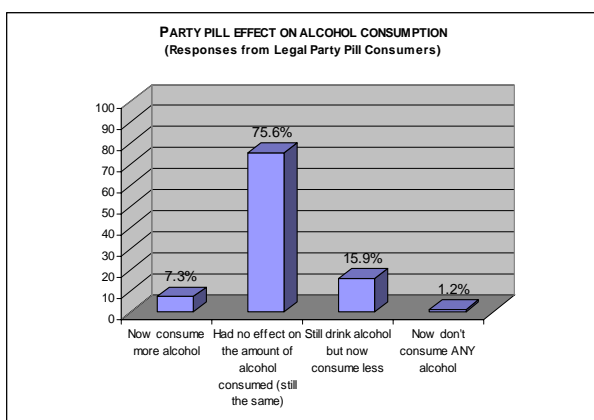
Chapter 4. Legal Party Pill Effect on Alcohol and Illegal Drug Consumption.

4.1 Legal Party Pill Effect on Alcohol and Illegal Drug Consumption:

Respondents were asked since legal party pills have been available, how has this affected your consumption of alcohol? How has this affected your consumption of illegal drugs?

Of respondents who drank alcohol and took legal party pills, 15.9% said they consumed less alcohol as a result of legal party pills being available to them, 1.2% said they had stopped consuming alcohol at all while 7.3% said they consumed more alcohol. Thus the net effect can be demonstrated to be 9.8% of people claiming to consume less or no alcohol.

Of respondents who used both illegal drugs and legal party pills, 7.4% said they consumed less illegal drugs as a result of legal party pills being available to them, and 2.9% said they had stopped consuming illegal drugs. Not a single respondent said they consumed more illegal drugs as a result of legal party pills being available. The net effect appears to be a 10.3% reduction in the number of people consuming illegal drugs.

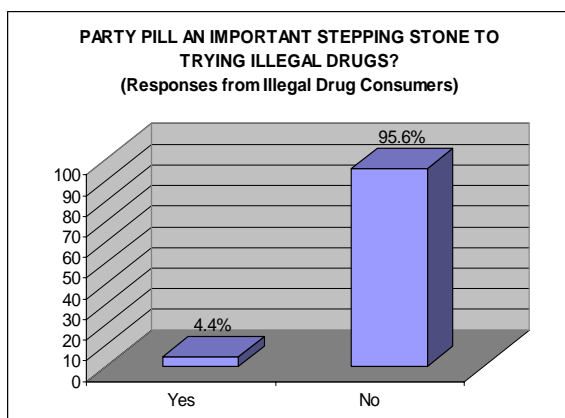


NB: Respondents were not asked about behaviours when mixing any substances, so it is assumed that information collected reflects each substance in isolation.

4.2 Do Legal Party Pills Affect Illegal Drug Uptake?:

Respondents were asked if consuming legal party pills was an important step to then trying illegal drugs?

Of respondents who have taken illegal drugs, 95.6% said that legal party pills did not influence them to try illegal drugs.



Note: 13% of National Drug Survey respondents in 1998 stated that they had tried hallucinogenic drugs. 9% had tried stimulant drugs. #2

This illustrates that there always has been and always will be a percentage of people that will consume illegal drugs. What is important is to provide gateways off dangerous illegal drugs and alcohol. Massey Research in 2006 reported that 45.2% of people use legal party pills so they don't have to use illegal drugs. #1 They were also told that 33% had stopped their illegal drug use and 44.1% said that they 'were using illicit drugs but now mostly use legal party pills'. #1

NB: Respondents were not asked about behaviours when mixing any substances, so it is assumed that information collected reflects each substance in isolation.

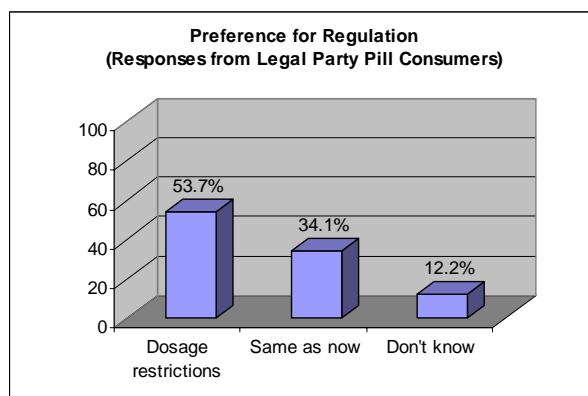
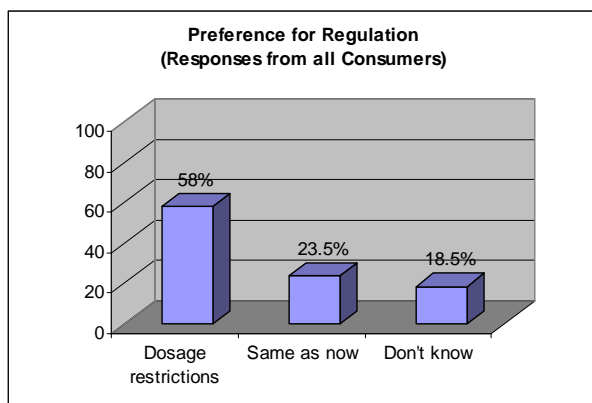
Chapter 5. Future Regulations Regarding Legal Party Pills

5.1 The Future of Legal Party Pills:

Respondents were asked if they thought legal party pills should be given stricter dosage restrictions, of 200 milligrams of BZP per pill and 600 milligrams of BZP per pack, as per the Industry Association guidelines, OR should the regulations stay the same as they currently are?

58% of all respondents thought there should be dosage restrictions on legal party pills of 200 milligrams of BZP per pill and 600 milligrams of BZP per pack. 23.5% thought the regulations should stay the same as they are.

Of respondents who took legal party pills, 53.7% thought there should be dosage restrictions on legal party pills of 200 milligrams of BZP per pill and 600 milligrams of BZP per pack. 34.1% thought the regulations should stay the same as they are.

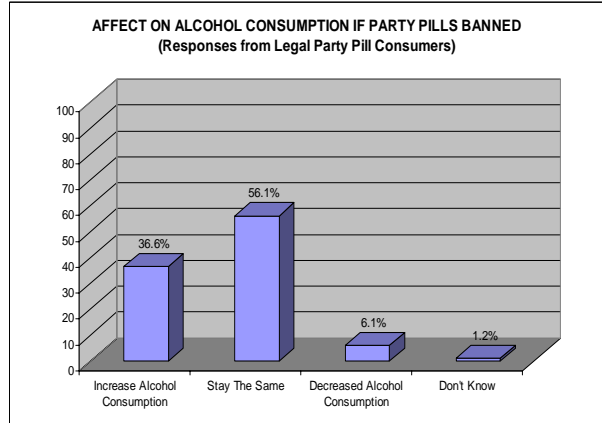


Chapter 6. Ramifications if Legal Party Pills Were Banned

6.1 Effect on Alcohol Consumption if Legal Party Pills Were Banned:

Respondents were asked if legal party pills were banned would the consumption of alcohol increase or decrease?

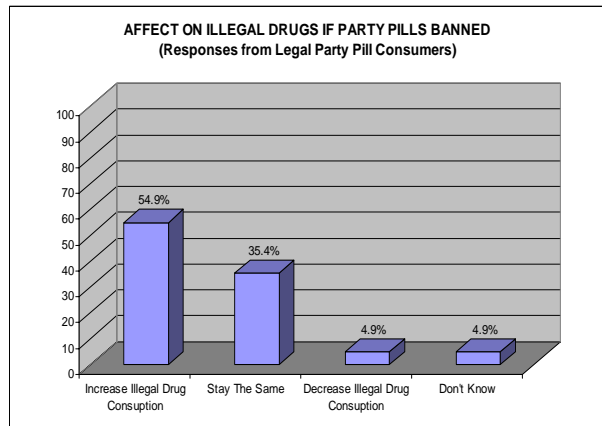
Of all respondents who consumed legal party pills, 36.6% believed that alcohol consumption would increase. 6.1% thought that alcohol consumption would decrease. The “net effect” is that 30.5% of respondents who consume legal party pills believe that alcohol consumption would increase if legal party pills were banned.



6.2 Effect on Illegal Drug Consumption if Legal Party Pills Were Banned:

Respondents were asked if legal party pills were banned would the consumption of illegal drugs increase or decrease?

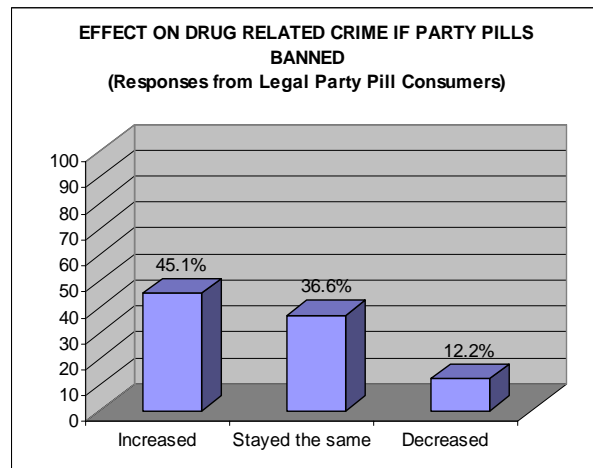
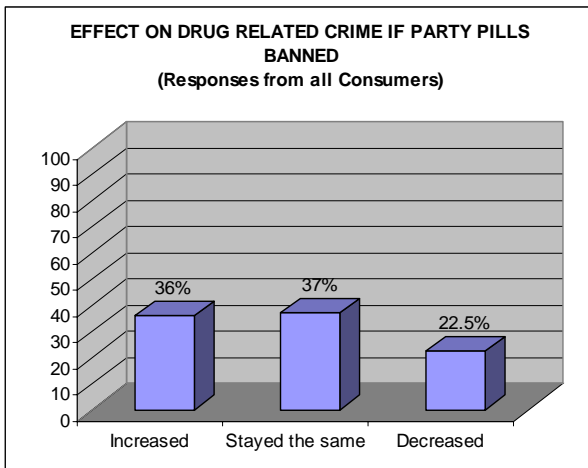
Of those who consumed legal party pills, 54.9% thought that illegal drug consumption would increase. 4.9% thought that illegal drug consumption would decrease. The “net effect” is that 50% of respondents who consume legal party P=pills believe that illegal drug consumption will increase if legal party pills were banned.



6.3 Effect on Drug Related Crime if Legal Party Pills Were Banned:

Respondents were asked if legal party pills were banned would there be an increase or decrease in drug related crime?

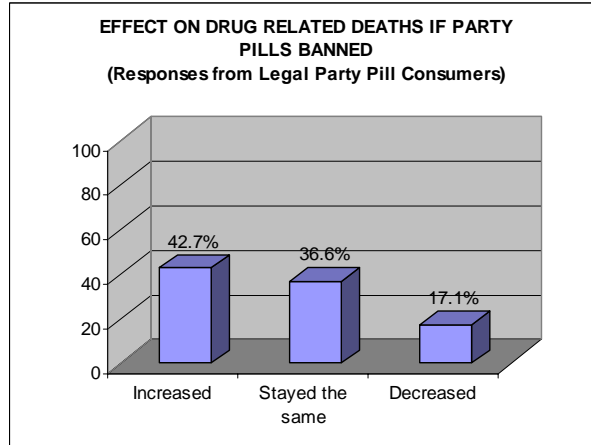
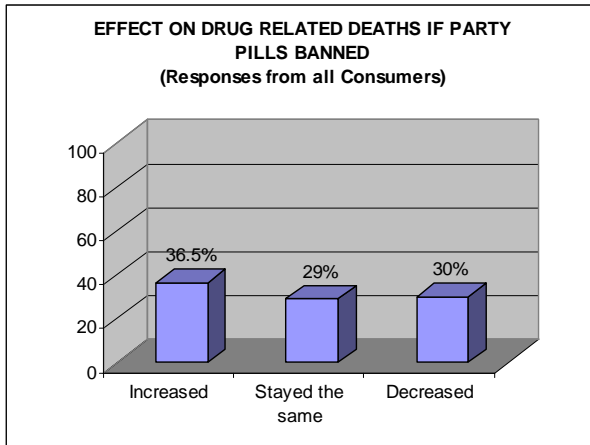
Of all respondents, 36% thought there would be an increase in drug related crime if legal party pills were banned and 22.5% thought there would be a decrease. Thus the net effect is that overall 13.5% of all respondents believe that drug related crime would increase if legal party pills were banned. Among respondents who consumed legal party pills, 45.1% thought there would be an increase in drug related crime, 12.2% thought there would be a decrease. Net effect is a belief among 32.9% of these respondents that drug related crime would increase if legal party pills were banned.



6.4 Effect on Drug Related Deaths if Legal Party Pills Were Banned:

Respondents were asked if legal party pills were banned would there be an increase or decrease in drug related deaths?

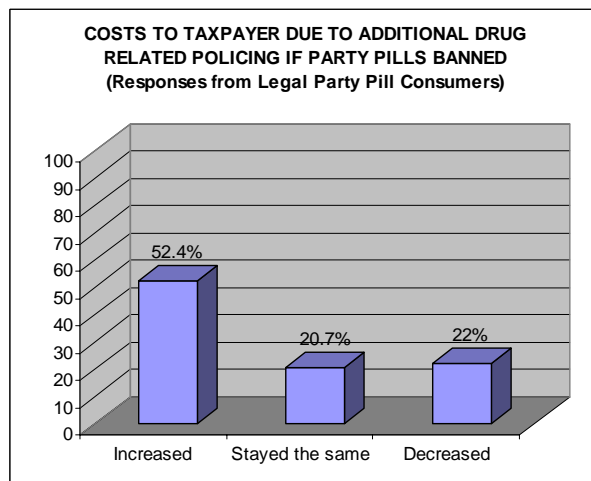
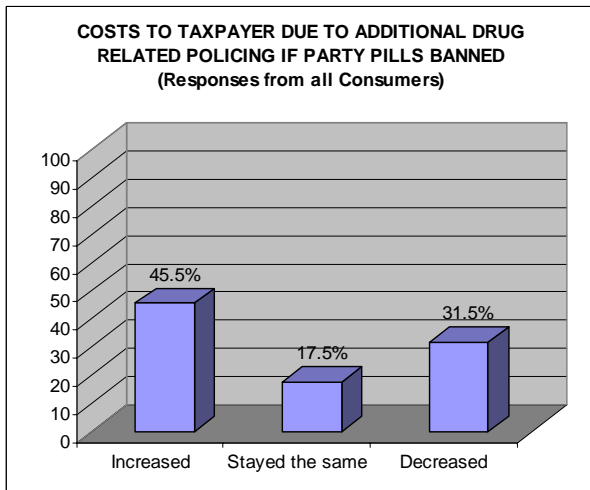
Of all respondents, 36.5% thought there would be an increase in drug related deaths, 30% thought there would be a decrease. Net effect is a 6.5% increase. Of respondents who consumed legal party pills, 42.7% thought there would be an increase in drug related deaths, 17.1% thought there would be a decrease. Net effect is a 25.6% increase.



6.5 Cost to Taxpayer if Legal Party Pills Were Banned:

Respondents were asked if Legal party pills were banned would there be an increase or decrease in costs to the taxpayer due to additional drug related policing?

Of all respondents, 45.5% thought there would be an increase in costs to the taxpayer due to additional drug related policing and 31.5% thought there would be a decrease. The net effect is that 14% of respondents believe that drug related policing costs would increase. Of respondents who consumed legal party pills, 52.4% thought there would be an increase in costs to the taxpayer while 22% thought costs would decrease. The net effect is that 30.4% of respondents using legal party pills believe that drug related policing costs would increase if legal party pills were banned.



References:

#1 Wilkins, C. et al (2006). Legal party pill use in New Zealand: Prevalence of use, availability, health harms and 'gateway effects' of benzyloperazine (BZP) and trifluoromethylphenylpiperazine (TFMPP). Centre for Social and Health Outcomes Research and Evaluation (SHORE), Massey University.

The published report can be found at:

<http://www.shore.ac.nz/projects/Legal%20party%20pills%20in%20New%20Zealand%20report3.pdf>

#2 <http://www.nzhis.govt.nz/publications/drugs.html>

#3 Benzyloperazine based party pills' impact on the Auckland City Hospital Emergency Department Overdose Database (2002-2004) compared with ecstasy (MDMA or methylenedioxyamphetamine), gamma hydroxybutyrate (GHB), amphetamines, cocaine and alcohol.
Lynn Theron, Karl Jansen, Jennifer Miles. New Zealand Medical Journal Vol 120, No 1249, ISSN 1175 8716