

Queenstown Airport - Monthly Passenger Traffic August 2017



More information available at www.queenstownairport.co.nz/stats

Total passengers for month

189,040
up 12%

After dark flights contributed to strong growth in the peak winter season with 11% of total passengers travelling on an after dark service in August.

International passengers

68,385
up 10%

Traffic across the Tasman was up 10% compared with last August.

Total passengers last 12 months

1,939,659
up 15%

12-month passenger numbers reached 1.9 million, up 15% compared to the previous 12 months.

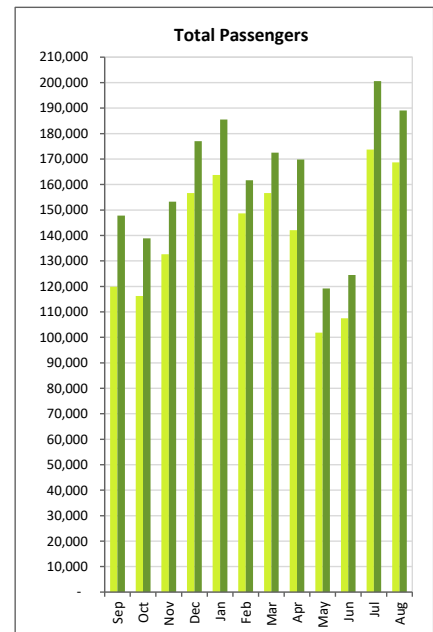
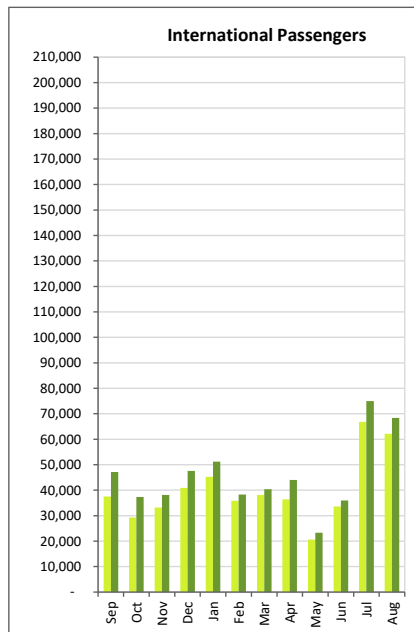
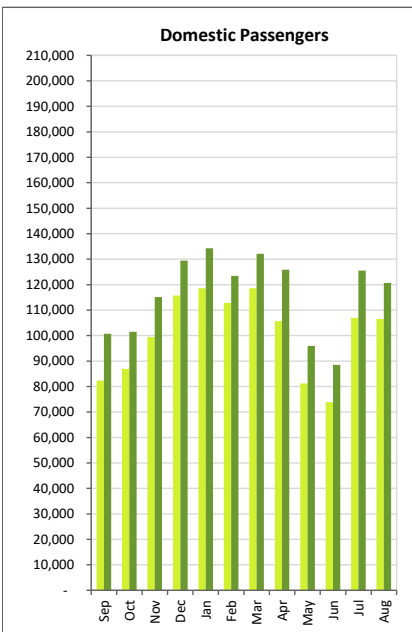
Domestic passengers

120,655
up 13%

Passenger growth was up 13% compared to last August.

Monthly Passengers - Arriving and Departing

— monthly passengers this year
— monthly passengers previous year



Domestic Passengers

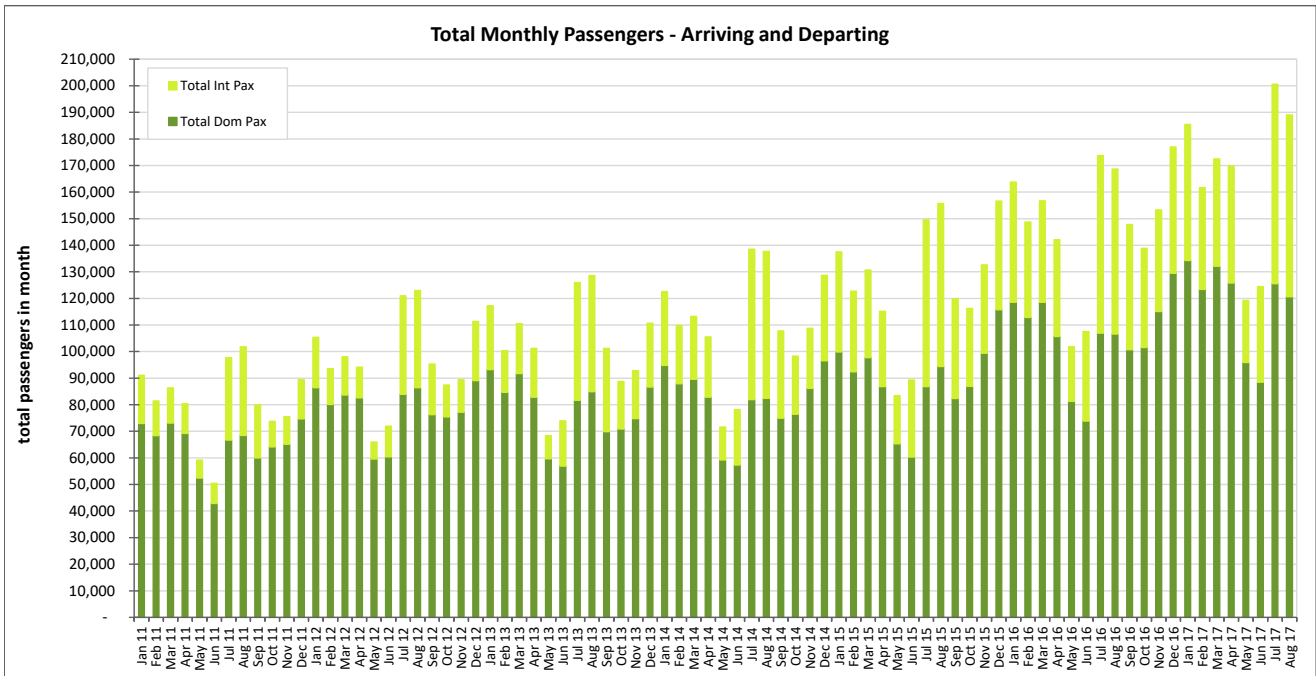
	Current Yr	Previous Yr	Change	
	2016/17	2015/16	incr pax	incr %
September	100,724	82,347	18,377	22.3%
October	101,483	86,906	14,577	16.8%
November	115,105	99,398	15,707	15.8%
December	129,410	115,751	13,659	11.8%
January	134,235	118,549	15,686	13.2%
February	123,401	112,855	10,546	9.3%
March	132,086	118,553	13,533	11.4%
April	125,825	105,671	20,154	19.1%
May	95,914	81,246	14,668	18.1%
June	88,466	73,861	14,605	19.8%
July	125,558	106,952	18,606	17.4%
August	120,655	106,557	14,098	13.2%
12 month total	1,392,862	1,208,646	184,216	15.2%

International Passengers

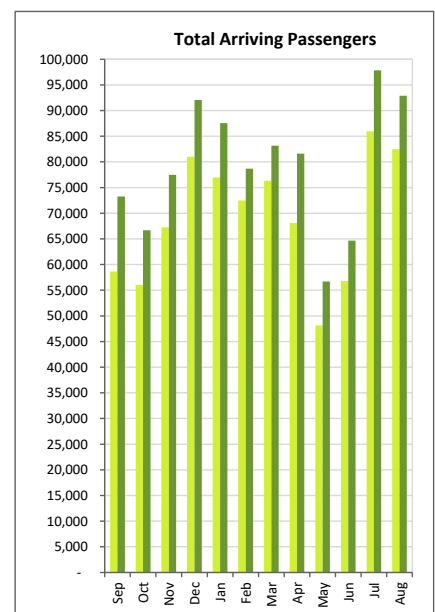
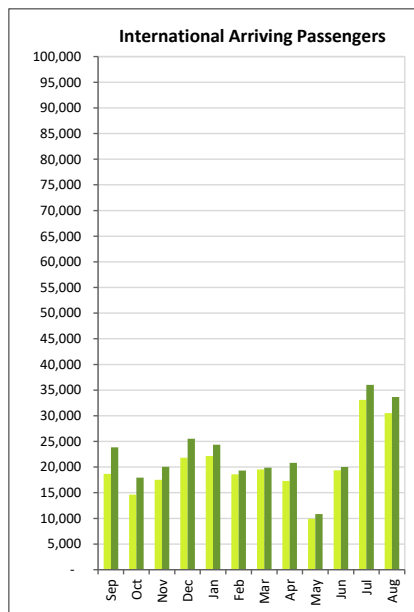
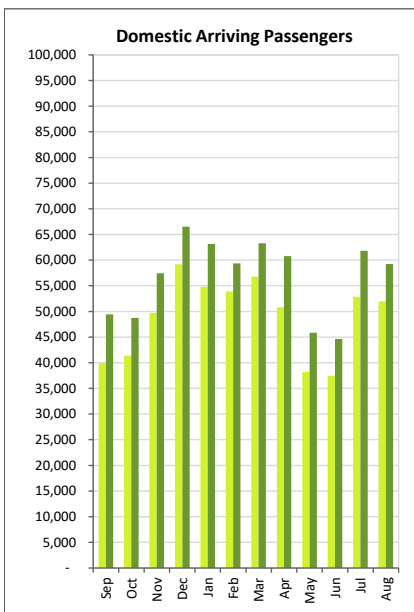
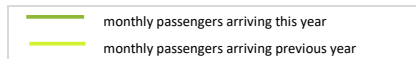
	Current Yr	Previous Yr	Change	
	2016/17	2015/16	incr pax	incr %
September	47,114	37,555	9,559	25.5%
October	37,355	29,306	8,049	27.5%
November	38,160	33,191	4,969	15.0%
December	47,582	40,885	6,697	16.4%
January	51,244	45,234	6,010	13.3%
February	38,268	35,843	2,425	6.8%
March	40,412	38,120	2,292	6.0%
April	43,976	36,414	7,562	20.8%
May	23,317	20,574	2,743	13.3%
June	35,980	33,629	2,351	7.0%
July	75,004	66,779	8,225	12.3%
August	68,385	62,098	6,287	10.1%
12 month total	546,797	479,628	67,169	14.0%

Total Passengers

	Current Yr	Previous Yr	Change	
	2016/17	2015/16	incr pax	incr %
September	147,838	119,902	27,936	23.3%
October	138,838	116,212	22,626	19.5%
November	153,265	132,589	20,676	15.6%
December	176,992	156,636	20,356	13.0%
January	185,479	163,783	21,696	13.2%
February	161,669	148,698	12,971	8.7%
March	172,498	156,673	15,825	10.1%
April	169,801	142,085	27,716	19.5%
May	119,231	101,820	17,411	17.1%
June	124,446	107,490	16,956	15.8%
July	200,562	173,731	26,831	15.4%
August	189,040	168,655	20,385	12.1%
12 month total	1,939,659	1,688,274	251,385	14.9%



Monthly Passengers - Arrivals Only



	Domestic - Arriving Passengers			
	Current Yr	Previous Yr	Change	
	2016/17	2015/16	incr pax	incr %
September	49,412	39,947	9,465	23.7%
October	48,752	41,393	7,359	17.8%
November	57,431	49,727	7,704	15.5%
December	66,510	59,198	7,312	12.4%
January	63,147	54,805	8,342	15.2%
February	59,370	53,880	5,490	10.2%
March	63,289	56,773	6,516	11.5%
April	60,767	50,794	9,973	19.6%
May	45,872	38,202	7,670	20.1%
June	44,656	37,406	7,250	19.4%
July	61,827	52,846	8,981	17.0%
August	59,238	51,954	7,284	14.0%
12 month total	680,271	586,925	93,346	15.9%

	International - Arriving Passengers			
	Current Yr	Previous Yr	Change	
	2016/17	2015/16	incr pax	incr %
September	23,848	18,678	5,170	27.7%
October	17,930	14,647	3,283	22.4%
November	20,042	17,531	2,511	14.3%
December	25,535	21,802	3,733	17.1%
January	24,380	22,145	2,235	10.1%
February	19,333	18,587	746	4.0%
March	19,879	19,560	319	1.6%
April	20,848	17,295	3,553	20.5%
May	10,842	9,947	895	9.0%
June	19,996	19,370	626	3.2%
July	36,004	33,107	2,897	8.8%
August	33,648	30,519	3,129	10.3%
12 month total	272,285	243,188	29,097	12.0%

	Total - Arriving Passengers			
	Current Yr	Previous Yr	Change	
	2016/17	2015/16	incr pax	incr %
September	73,260	58,625	14,635	25.0%
October	66,682	56,040	10,642	19.0%
November	77,473	67,258	10,215	15.2%
December	92,045	81,000	11,045	13.6%
January	87,527	76,950	10,577	13.7%
February	78,703	72,467	6,236	8.6%
March	83,168	76,333	6,835	9.0%
April	81,615	68,089	13,526	19.9%
May	56,714	48,149	8,565	17.8%
June	64,652	56,776	7,876	13.9%
July	97,831	85,953	11,878	13.8%
August	92,886	82,473	10,413	12.6%
12 month total	952,556	830,113	122,443	14.8%