






First Referendum on the New Zealand Flag Preliminary Results by Count Report

Option		Count 1	Count 2		Count 3		Count 4			Outcome		
		First Preference Votes	Votes distributed	Progressive Vote Totals	Votes distributed	Progressive Vote Totals	Votes distributed	Progressive Vote Totals	% of Total Votes			
Option A: Silver Fern (Black, White and Blue)		552,827	4,985	557,812	47,842	605,654	56,506	662,160	50.53%	SUCCESSFUL		
Option E: Silver Fern (Red, White and Blue)		574,364	4,142	578,506	22,305	600,811	47,484	648,295	49.47%	UNSUCCESSFUL		
Option B: Red Peak		119,672	12,193	131,865	14,493	146,358	Excluded			Excluded Count 3		
Option D: Silver Fern (Black and White)		77,802	19,362	97,164	Excluded						Excluded Count 2	
Option C: Koru		51,879	Excluded									Excluded Count 1
Total Votes in Count		1,376,544		1,365,347		1,352,823		1,310,455				
Transferable Votes		-	40,682	-	84,640	-	103,990	-				
Non-transferable Votes		-	11,197	11,197	12,524	23,721	42,368	66,089				
Informal Votes		148,022	-	148,022	-	148,022	-	148,022				
Invalid Votes		2,476	-	2,476	-	2,476	-	2,476				
Total Votes Received		1,527,042	51,879	1,527,042	97,164	1,527,042	146,358	1,527,042				
Absolute Majority Required per Count		688,272		682,674		676,412		655,228				

Legend:

- Absolute Majority The absolute majority is 50% of valid votes. This number is determined at every count.
- Non-transferable Votes The number of votes that are no longer able to be transferred as all of the preferences given on the voting paper have been exhausted.
- Informal Votes An informal vote is where the voter has not clearly indicated their first preference.
- Invalid Votes Invalid votes are excluded from the count and include, for example, voting papers that cannot be processed because the voter has made the QR code unreadable, or voting papers cancelled as a result of replacement voting papers being issued.