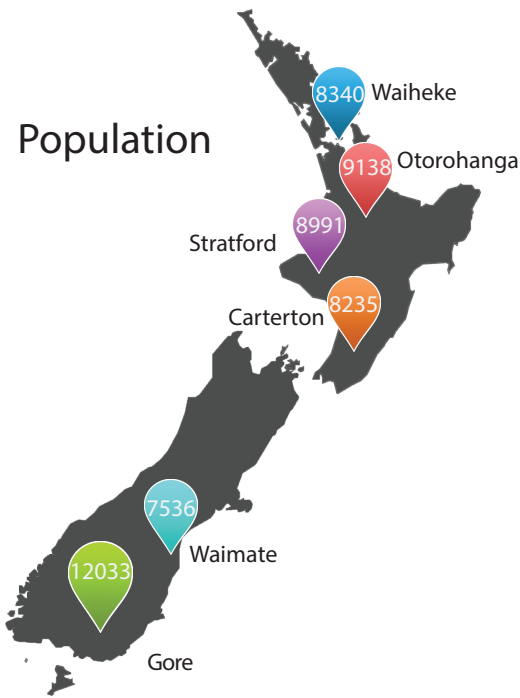


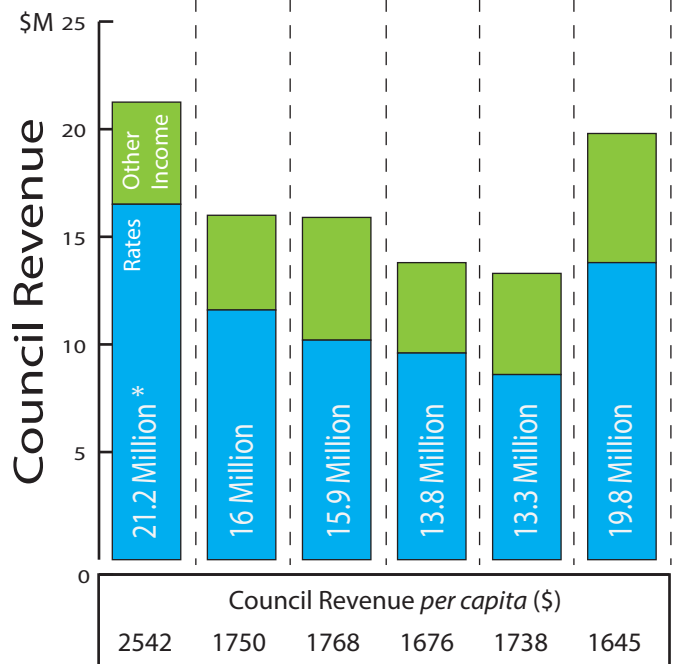
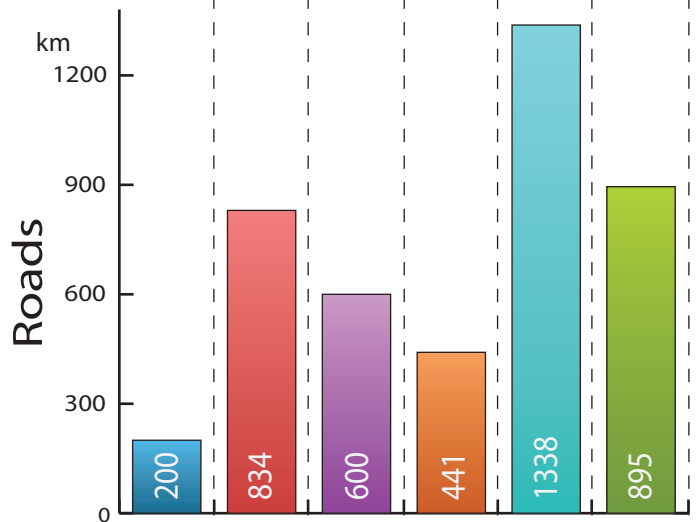
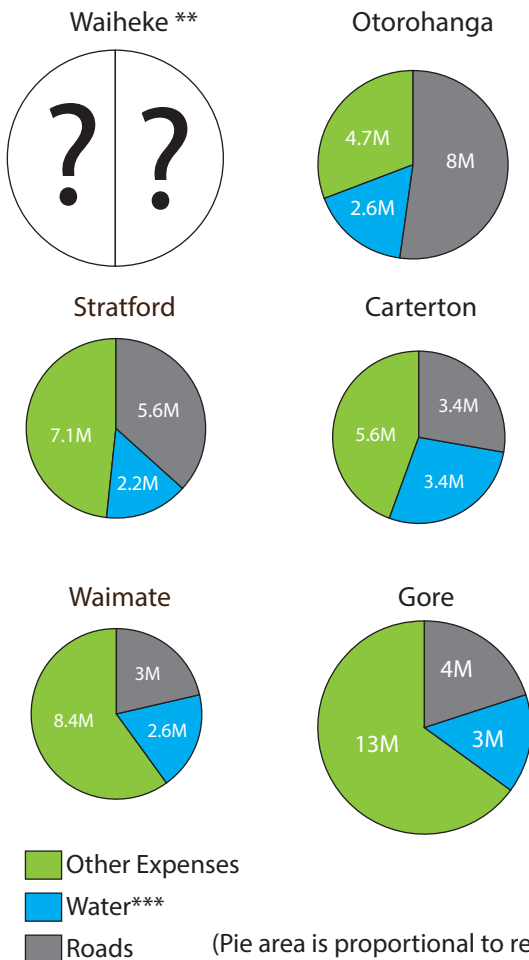
A comparison of Councils with a similar population to Waiheke.

Population



	Waiheke	Otorohanga	Stratford	Carterton	Waimate	Gore
Bridges	4	3	152	51	185	114
Playgrounds	6	7	4	3	7	26
Events Centres	0	0	0	1	0	3
Halls	3	2	3	2	9	7
Pools	0	2	1	3	1	2

Council Spend Comparison



Council	Council Revenue per capita (\$)
Waiheke	2542
Otorohanga	1750
Stratford	1768
Carterton	1676
Waimate	1738
Gore	1645

* Some Waiheke income figures are from 2007. Those figures have not been inflation adjusted. Gulf News: Official Information Request 19th Feb 2015.
 ** Auckland Council and Auckland Transport have not provided 2014 expenditure figures.
 *** All residential houses on Waiheke are on tank water and septic systems, therefore have no water cost associated.
 1) www.goredc.govt.nz 2) www.stratford.govt.nz 3) www.otodc.govt.nz
 4) cartertondc.co.nz 5) www.waimatedc.govt.nz/home 6) Census 2013